



Colorado Springs Utilities

It's how we're all connected

July 2026
Net Metering
Rate Case

July 7, 2026

Executive Summary



July 2026 Net Metering Rate Case Executive Summary

Rate Case Filing Summary

Colorado Springs Utilities (Utilities) is submitting a July 2026 Net Metering Rate Case filing that includes proposed changes to Electric Rate Schedules and Utilities Rules and Regulations (URR). The effective date for the proposed changes is April 1, 2027. For more detail, refer to service specific reports, resolutions, worksheets, and tariff sheets.

Electric

**Electric
Report**

Electric Service

Colorado Springs Utilities (Utilities) engages in the production, purchase, and distribution of electricity. These activities incur fuel related (production and purchases) and non-fuel related (production and distribution) expenditures. Fuel related expenditures are currently recovered through the Electric Cost Adjustment (ECA) and Electric Capacity Charge (ECC). Non-fuel related expenditures are currently recovered through Access and Facilities Charges and Demand Charges. This filing proposes changes to the Electric Rate Schedules.

Net Metering

a. Background

In 2004, Colorado adopted renewable energy net metering standards. Colorado Revised Statutes (CRS) 40-2-124 establish net metering standards for municipal utilities including:

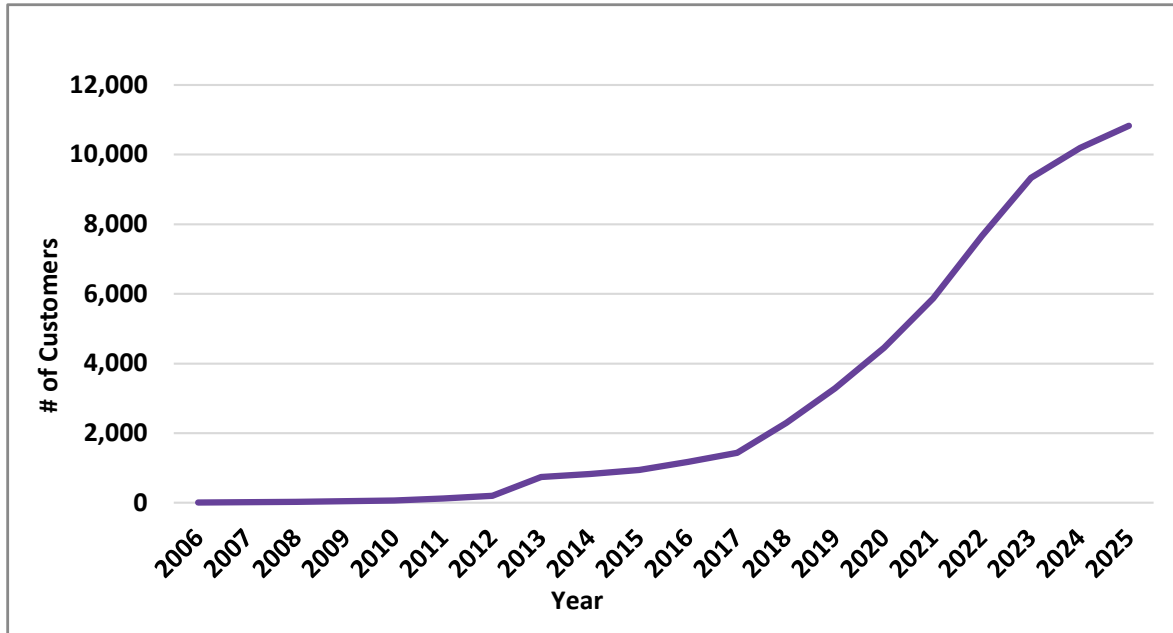
- Treatment of excess monthly and annual generation in kWh
- Nondiscriminatory rate requirements
- Interconnection standards
- Size specifications for customer system

As defined in CRS 40-2-124, energy generated by customer solar systems under net metering service is netted against customer consumption on a monthly billing period basis. This monthly netting of generation with consumption is indifferent as to when a customer's energy is imported or exported during a given day. If monthly solar generation exceeds the customer's monthly consumption, the excess generation credits are rolled forward to the subsequent months and offset future consumption.

Utilities began providing net metering service to customers in 2005, with a program consistent with CRS 40-2-124 as applied to municipal utilities. To foster adoption by interested customers and support this developing technology, Utilities started offering rebates to customers installing solar systems in exchange for the transfer of the renewable attributes, or renewable energy credits, which could and still can be used for compliance with state renewable mandates. In 2006 when the rebates were first offered, they were initially \$4.00 per watt. Despite the rebates offered, the number of net metering customers remained relatively small until 2017 at which time the number of customers installing solar started to increase exponentially. Exhibit 1 highlights the number of net metering customers by year since 2006. Throughout this timeframe, as the solar industry matured and solar costs were reduced, Utilities gradually lowered the rebate amount. By the time Utilities phased out its

rebate in 2022, customers were installing solar at a pace of approximately 1,000 new systems per year.

Exhibit 1: Net Metering Customers by Year



b. National Trends

As net metering policies were enacted across the country, including in Colorado, various program aspects such as one-to-one monthly netting, carry-forward options, and application of the full retail rate were established as mechanistic, rate design incentives, alongside rebates to promote solar adoption¹. However, these incentives were prone to misalign the cost recovery mechanisms from the underlying cost of providing service through the integrated electric system.

This misalignment resulted in a cost shift that has grown as the costs of solar technology have declined and the adoption by customers across the country has significantly increased. Many electric utilities and regulatory bodies have implemented net metering reforms to address the growing cost shift. Common reforms include changes to the one-to-one compensation mechanism, and/or changes to net metering rate designs. Rate design changes have included transition to Time-of-day (TOD) rates, establishment of grid access charges or delivery charges, implementation of demand charges, or combinations of these elements.

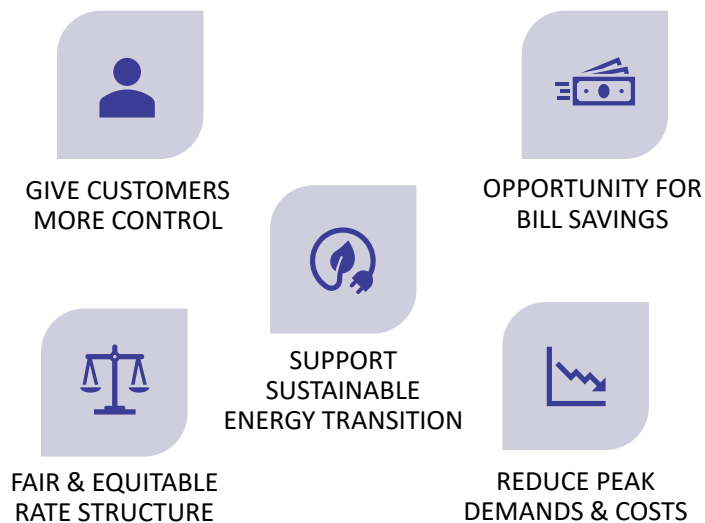
¹Rates approved by the appropriate regulatory body with applicability to the general customer are often referred to as retail rates.

c. Rate Modernization Background

As net metering has grown, the energy future has also been transforming, and Utilities has been working over the past few years to assess its resource portfolio with respect to energy regulations, customer growth, and system efficiency. Utilities continues to see customer growth and increased demand on its system and generation portfolio. To meet the increasing number of stringent state requirements and the needs of a growing community, Utilities initiated the development of an Electric rate design modernization strategy back in 2018. Over the course of the last eight years, this strategy was developed with Utilities Board guidance and coordinated with Utilities' energy vision workshops, integrated resource planning efforts, and major metering and billing system project implementation.

A key element of this modernization strategy was the introduction of the Energy Wise program aided by recent investments in smart meters and customer information systems. This enabled Utilities to make Energy Wise rate options available to most customers and so, in 2024 Utilities proposed Energy Wise rate changes effective October 1, 2025, and will finalize transition of most existing non-solar customers to Energy Wise rates in 2026.

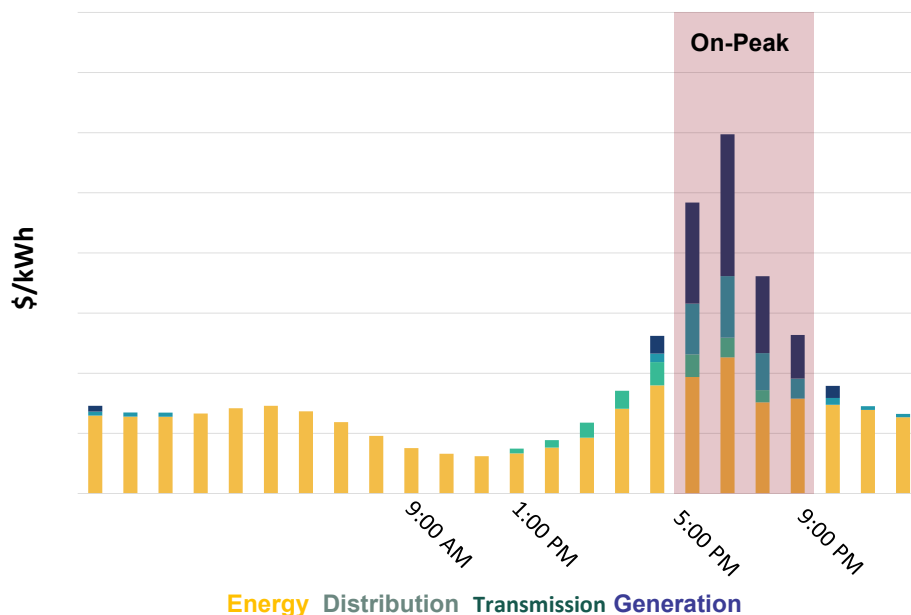
Benefits of Energy Wise Rates



Energy Wise rates are expected to play a significant role in helping reduce high demand and in delaying the need to build additional sources of electric generation. With the Energy Wise rates, most customers will pay different rates for the electricity based on the time of day it is used. This approach more equitably recovers the cost of providing service, while also playing a significant role in incentivizing customers to shift electric use to periods when demand is lower and the cost of providing electricity is cheaper.

These rates give customers more control over their bill since they can shift electricity use to less costly time periods. Shifting some electric use to non-peak hours also supports Utilities' sustainable energy transition. For customers without behind-the-meter photovoltaic systems (non-solar customers), Energy Wise rates better reflect Utilities' time-varying cost of providing service while offering both system and customer benefits. On the other hand, due to the unique interaction net metering customers have with Utilities' electric system, the Energy Wise rates available to most non-solar customers do not adequately reflect the cost of providing service to customers with solar behind the meter.

Illustration of System Cost



Because of this issue, from 2019 to 2023, Utilities evaluated alternative net metering rate designs to be proposed concurrently with the non-solar proposal of Energy Wise rates. However, in 2023, the Governor of Colorado formed a state-wide net metering working group comprised of various stakeholders. Participating stakeholders included solar industry groups, electric utilities, consumer advocates, organized labor, environmental conservation organizations, and local governments. Utilities actively participated in the working group, including involvement in eight meetings throughout 2024. To honor the process of the working group and Utilities' engagement in it, no structural changes to solar rate designs were proposed for net metering customers in conjunction with the 2025 transition to Energy Wise rates for most non-solar customers.

Utilities and other working group participants were hopeful that the process would lead to recommendations to modernize State net metering policies. However, when the process ended in 2024 without a group consensus, Utilities resumed its evaluation and analysis to determine how best to align rate designs with how the community's electric system works. The goal was to build upon the foundation of the Energy Wise rate strategy, to improve alignment of rate design, customer use of system infrastructure, and allocating costs in a way that is fair, predictable, and sustainable for the entire community. While continuing to evaluate potential rate options, net metering customers continued to receive service under the current rates frozen when Energy Wise rates were introduced for non-solar customers.

d. Rate Design Analysis

Following City Council's removal of previously proposed net metering changes from Utilities' rate case in 2025, the Utilities Board directed Utilities to continue evaluation of net metering changes, which also included requests to broaden the public process and update the rate design analysis with more expansive load research.

Utilities engaged The Brattle Group, an independent third-party consulting firm, with expertise in electric cost-of-service and rate design, to perform analysis evaluating the cost recovery effectiveness of current net metering rates. Utilities provided The Brattle Group with a robust 2025 calendar year sample of residential net metering customer interval meter data for the analysis. The Brattle Group utilized 15-minute interval data from approximately 8,400 net metering customers. The Brattle Group's report, *Understanding the Cost Shift Created by Net Energy Metering*, provided as an appendix of this report, details their study approach and results². As discussed in the report, when a net metering customer exports power to the grid, they receive a “credit” for that power on a per-kWh basis while the value to Utilities and the electric grid is effectively an avoided cost to generate that energy. However, the “credited” full retail rate overcompensates the avoided energy cost as Utilities does not actually avoid the total cost which the per-kWh “credited” rate is designed to recover.

Consistent with observed national trends, current rate designs applicable to residential and commercial net metering customers create a mismatch by attempting to recover large amounts of fixed or demand-driven non-fuel expenses such as capacity cost through volumetric (per-kWh) energy charges. Net metering customers, through their self-generation, avoid the full quantity of volumetric energy charges which also avoids their share

²The Brattle Group (2026) *Understanding the Cost Shift Created by Net Energy Metering* [White paper]. <https://www.csu.org/hubfs/Document-Library/Brattle-Group-Residential-Solar-Analysis.pdf?hsLang=en>

of those fixed costs that those rates were designed to recover. Because net metering customers are not entirely self-sufficient, as solar generation is not continuously available, Utilities must continue to maintain grid reliability and provide energy for when those customer-generated resources are unavailable. When those fixed expenses are recovered to a lesser degree by net metering customers, the balance of those costs must be recovered from remaining non-net metering customers, thereby effectively creating a cost shift between customer groups.

Although some level of intraclass cross subsidization is a reality with any rate design, for non-net metering customers, recovery of capacity cost through energy charges can reasonably reflect the cost of providing service. The Energy Wise rates further improved the reasonableness and fairness of cost recovery as capacity costs could be more accurately allocated to the on-peak energy charge. However, TOD energy rates do not adequately recover the cost of providing service to net metering customers, as demand costs are incurred by utilization of system infrastructure but recovery is partially avoided when generation and consumption are netted within and/or across on-peak and off-peak periods.

These issues required further analysis which quantified the cost shift related to Utilities net metering customers by conducting the cost-of-service approach (Sergici et al, 2019)³. Based on the cost-of-service analysis, the median customer cost shift for a Utilities net metering customer is approximately \$400 annually or \$33 per month. This level of cost shift is consistent with results of similar studies across the United States, with subsidies ranging from \$20 to \$100 per month (Sergici et al, 2019)³. All net metering customers are unique in terms of usage and system size, and therefore the \$400 is not reflective of every customer. However, the average customer is representative of a typical net metering customer and can be used to estimate overall cost shift levels. Utilizing the \$400 median cost shift, when attributed to approximately 11,000 net metering customers, the total cost shift from net metering customers to non-net metering customers is estimated to exceed \$4,400,000 annually. If rate design remains unchanged, the overall cost shift increases significantly over time as more customers adopt solar.

e. Public process Education, Engagement, and Integration

As noted earlier with national trends, many communities across the country have sought to reform their rate offerings for net metering customers to better reflect the changing grid dynamics borne out of increased solar adoption and more renewable energy. Net metering

³Sergici, S., Yang, Y., Castaner, M., Faruqui, A. (2019). Quantifying net energy metering subsidies. The Electricity Journal. Volume 32, Issue 8. <https://www.sciencedirect.com/science/article/abs/pii/S1040619019301861#preview-section-abstract>

customers have also demonstrated an earnest interest in their solar investments and interaction with the utility grid at large. Following direction from the Utilities Board and in response to both cost shift and customer concerns along with evolving grid impacts within the net metering program, Utilities evaluated potential updates to its rate offerings and customer transition approach, while expanding public outreach to gather and share information on potential proposed changes.

Surveys were sent to net metering and non-net metering customers and an open survey was posted for anyone in the community to complete. Following up on the survey responses, Utilities conducted focus groups to further solicit feedback and refine insights from the survey responses. Major themes summarized by these activities included:

- Education – a desire for clear, plain-language explanations of rate design considerations and the impacts to net metering customers
- Affordability – customers' large outlay of capital for systems and the change to payback periods resulting from rate changes
- Predictability – customers' ability to better understand what their bill amounts would be from month to month
- Recognition – customer investments as partners in the community alongside the utility and valuable contributors to grid reliability and positive environmental impact

These public process activities in conjunction with the rate design analysis based on cost-of-service helped identify and shape the proposed options and transition timeline to position the net metering program as more equitable, sustainable, and cost reflective for all customers.

f. Proposed Net Metering Rate Options and Transition Timeline

To promote fair and equitable cost recovery and to align rates with the cost of providing service in the transformed electric landscape, Utilities proposes the addition of net metering rate options applicable to residential and commercial net metering customers.

Utilities recognizes net metering customers have made significant investments in their system for community partnership, bill savings, or environmental considerations. While these investments may vary in size and timeline, Utilities proposes a five-year period of grandfathering for all existing net metering residential and commercial customers. This period allows impacted customers to consider and assess the option best suited to their needs and usage patterns while continuing to maintain current affordability assumptions

related to their investment. Existing residential and commercial customers will transition to one of the proposed options starting April 1, 2032, but may transition earlier if they choose.

The new rate options are proposed to be effective April 1, 2027, and will apply to any new net metering residential or commercial customers with net metering agreements dated on or after that time. Industrial and contract service Energy Wise rate options currently include appropriate demand charges. As a result, additional net metering options are not necessary for industrial and contract service net metering customers. Utilities proposes to migrate any industrial net metering customers receiving service under frozen rate options to the Energy Wise standard rate options effective April 1, 2027.

The proposed rates are supported by the 2025 Electric Cost of Service Study included in the 2025 Rate Case approved by City Council on November 12, 2024. For Residential and Commercial – Small net metering customers, the proposed rate options include an Energy Wise Net Metering Standard option and an alternative Net Metering Demand Option. Commercial – Medium and Commercial – Large net metering customers will receive service under the Net Metering Demand Option.

Energy Wise Net Metering Standard Option is characterized as Energy Wise rates with a Grid Access Charge. This option aligns with the Energy Wise standard rates that most customers have or will transition to while also providing a greater level of bill predictability by the Grid Access Charge. Energy consumption under this option is netted separately by on-peak and off-peak time periods and billed at the applicable Energy Wise rate. Excess energy production is measured in the respective on-peak and off-peak periods, and bill credits are applied monthly at the applicable Energy Wise TOD rates. While the 1:1 value of energy is maintained through credit at the full Energy Wise rate, credits are applied to the bill monthly and are not rolled forward to subsequent months. The rate components under this option include:

- Access and Facilities, per day charges consistent with the applicable Energy Wise charges for non-solar customers
- Grid Access Charge, per day charges based on system infrastructure cost not recovered through energy charges as detailed in the Worksheets included in this filing
- Access and Facilities, per kWh net consumption charges and excess production credits consistent with the applicable rate class Energy Wise rates
- ECA, per kWh
- ECC, per kWh

Net Metering Demand Option is characterized as a Demand option. Under this option, customers maintain the current 1:1 energy exchange and ability to continue rolling over monthly excess generation while the demand component offers customers more control for bill savings through shifting use to off-peak periods or staggering use during on-peak periods. The rate components under this option include:

- Access and Facilities, per day charges based on costs classified and allocated as customer cost in the Line – Secondary, Electric Service, Meters and Installations, and Customer functions
- Access and Facilities, per kWh charges based on costs classified and allocated as Energy cost in the Generation Non-Fuel, Transmission, and Surplus Payments to the City functions
- Demand Charge, per kW, per day charge based on costs classified and allocated as Demand cost in the Generation Non-Fuel, Transmission, Substation, Line – Primary, and Line – Secondary functions; the demand determination for the proposed Demand Charge is the greatest 15-minute net load during On-Peak hours in the billing period
- ECA, per kWh
- ECC, per kWh

g. Other Net Metering Program Tariff Changes

- **Indefinite Carry-Forward**

Under the current net metering program, customers may make a one-time election to either indefinitely carry-forward excess energy generation credits or have them cashed out at the end of each calendar year. This filing proposes to eliminate the indefinite excess generation carry-forward option, effective April 1, 2027. Existing customers that have made this one-time election will continue to roll forward credits while grandfathered on the frozen rate option. To continue the indefinite carry-forward option after transition, or election, to the proposed rate options, the customer must elect and continue to receive service under the alternative Net Metering Demand Option. If a customer is transitioned to, or elects service under the Energy Wise Net Metering Standard Option, any existing carry-forward balances will be credited to the customer's bill at the applicable Energy Wise Access and Facilities, per kWh rates with credits as follows: 6% Summer On-Peak rate, 29% Summer Off-Peak rate, 10% Winter On-Peak rate, and 55% Winter Off-Peak rate.

- **Eligible System Size Limitation**

Net metering is currently limited to systems sized up to 120% of the customer's annual kWh usage. This filing proposes to increase the eligible system size from 120% to 200%, effective April 1, 2027.

- **Totalized Meters**

Net metering service is currently provided at Utilities' service meter. This filing proposes availability for net metering at Utilities' totalized meters for Industrial customers receiving service under the Totalization Service, Industrial Service - Large Power and Light, or Industrial Service Large Load Rate Schedule.

APPENDIX

THE BRATTLE GROUP (2026).

UNDERSTANDING THE COST SHIFT CREATED BY NET ENERGY METERING

PREPARED BY

Sanem Sergici
Long Lam
Oliver Grocott

PREPARED FOR

Colorado Springs Utilities

MAY 2026



Notice

This white paper reflects the perspectives and opinions of the authors and does not necessarily reflect those of The Brattle Group's clients or other consultants.

Where permission has been granted to publish excerpts of this white paper for any reason, the publication of the excerpted material must include a citation to the complete white paper, including page references.

1. © 2026 The Brattle Group

TABLE OF CONTENTS

[Executive Summary](#).....1

[I. Introduction](#).....3

[II. How Springs Utilities Establishes Electricity Rates](#).....4

[III. Net Energy Metering and the Issue of Cost-Shift](#)5

[IV. Quantifying the Cost Shift for Springs Utilities](#)8

[V. Approaches to NEM Policy Reform](#)11

[VI. Conclusion](#)13

Executive Summary

2. Net energy metering (NEM) policy was introduced in the early 1980s in the U.S. to encourage the adoption of rooftop solar when the technology was expensive and adoption was minimal. Under first-generation net metering, customers who generate more electricity than they consume receive a credit at the full retail rate for the excess energy they export to the grid.⁴ This arrangement has served its purpose as an effective mechanism to support solar technology and achieve sustainability goals. But solar costs have fallen and installations have grown, and the mechanism has created a growing cost shift from customers with solar to customers without solar.⁵

3. In the context of Colorado Springs Utilities (Springs Utilities), there are two main components to the cost shift. The first cost shift component primarily arises from a mismatch between the structure of Springs Utilities' costs and the structure of the company's rates. The majority of Springs Utilities' costs do not vary with energy consumption; they are driven by the infrastructure needed to meet peak demand and maintain the power grid. However, a significant share of those costs is recovered through per-kWh volumetric energy charges. When a solar customer reduces their net consumption through self-generation, they avoid paying the energy charge on those kilowatt-hours, including the fixed costs embedded in it. Those fixed costs do not disappear when the solar customer's net usage goes down; they are shifted to non-solar customers through higher rates. The second cost shift component arises because excess generation is credited at the full retail rate, which is higher than the utility's avoided cost; the resulting difference is effectively recovered from other customers.

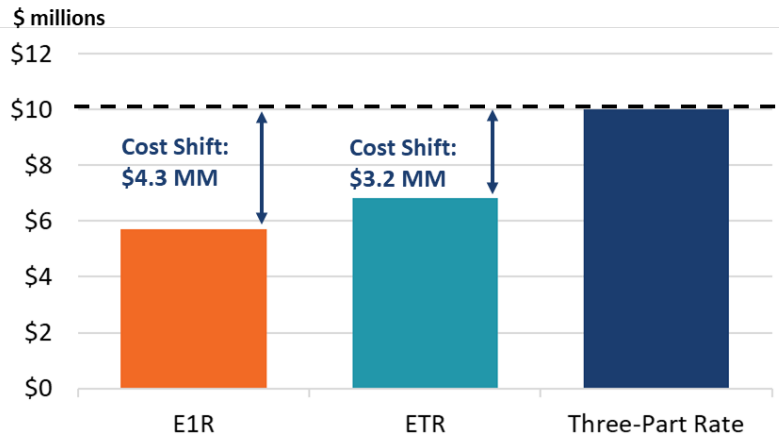
4. Using Springs Utilities' 2025 cost-of-service data, we constructed a "cost-reflective" rate, a rate that closely tracks how the costs are incurred, and compared the annual bills of residential NEM customers under the current rate and this cost-reflective rate. The total annual cost shift in 2025 is estimated at \$4.3 million across Springs Utilities' approximately 11,000 NEM customers, or roughly \$393 per solar customer per year (see Figure ES-1 below). On average, non-solar customers pay \$21 per year more due to this cost shift, which will grow with each additional solar installation. As rates are set to increase by 6.5% and the number of NEM

⁴ First-generation net metering is also commonly referred to as traditional net metering or legacy net metering.

⁵ This cost shift is sometimes referred to as a "cross-subsidy" from customers without solar to customers with solar.

customers continues to increase in 2026, the cost shift to non-NEM customers would increase to \$5 million in 2026.

FIGURE ES-1: REVENUE COLLECTED FROM 11,000 NEM CUSTOMERS UNDER E1R, ETR, AND THREE-PART RATE, AS OF 2025



Note: Total Annual Revenue for the NEM customer sample is calculated as the sum of annual bills of all residential NEM customers (8,422), using 2025 load and rate component data. Cost shift is calculated as: annual revenue collected under the three-part rate *minus* E1R or ETR annual revenue. The per-customer cost shift is then multiplied by the NEM population.

5. Transitioning NEM customers to the time-of-use ETR rate, the default rate for residential customers, will reduce some but not eliminate all of the cost shift, because the ETR rate is still largely energy-based while being time-based and lacks a demand charge to recover fixed infrastructure costs. It is important to note that the cost shift is not inherent to solar technology; it is a product of the prevailing NEM compensation mechanism and the current rate design, and it can be largely addressed through reforms that preserve the economic case for solar while ensuring all customers pay their fair share of utilizing the grid.

6. Utilities across the country have pursued three approaches to address this issue: i) revising export compensation to reflect actual grid value of rooftop solar; ii) restructuring rates to recover fixed costs through demand or fixed charges; or iii) pursuing both simultaneously. Each approach involves tradeoffs between implementation simplicity, customer impact, and effectiveness at eliminating the cost shift.

Introduction

7. Net energy metering (NEM) was introduced in the United States in the 1980s as an incentive mechanism to encourage the adoption of rooftop solar and other small-scale distributed generation.⁶ The mechanism is straightforward: customers consume electricity generated from their installed rooftop solar systems and receive a credit on their bill at the full retail rate for any excess energy they export to the grid. Policymakers embraced this net metering mechanism as a way to promote solar energy at a time when the technology was expensive, adoption was minimal, and the cost of the credits was small enough to be absorbed by the broader customer base without meaningful impact.

8. More than 40 years later, the solar landscape has changed. Solar panel costs have fallen substantially over the past two decades. Installation volumes have grown exponentially, as have the credit amounts accruing to customers with solar. The NEM policy paired with the traditional residential electricity rate design that includes a flat energy charge has produced a growing gap between what solar customers pay for grid services and what those services cost, effectively creating a cost shift from solar customers to non-solar customers. There are two components to the cost shift:

1. **Cost shift from self-generation:** A typical residential volumetric retail rate recovers more than just energy costs. It also recovers costs for generation capacity, transmission, distribution poles and wires. When a customer uses their own solar generation on-site, they buy fewer kWh from the grid, but many of those grid costs do not fall proportionally just because the customer buys fewer kWh. Through self-generation, the customer avoids paying some grid-related costs embedded in the volumetric rate, even though they may still use and benefit from the grid. Since those costs still need to be recovered, they get collected from other customers.
2. **Cost shift from compensation for excess generation:** Under full retail net metering, each exported kWh is credited at the full retail rate. However, the value of that exported electricity to the utility is often closer to the avoided cost of energy, and sometimes avoided capacity or other system benefits, rather than the entire retail rate. As discussed above, the full volumetric retail rate typically includes energy, generation capacity, transmission and distribution costs. When the customer exports 1 kWh, the

⁶ Colorado's first statewide net metering standards were adopted by the Colorado Public Utilities Commission (PUC) in 2005.

utility may avoid buying or producing 1 kWh of energy, but it generally does not avoid all the embedded grid costs. This implies that if the export credit exceeds the utility's avoided cost, the difference is effectively recovered from the rest of the customer base.

9. In this primer, we assess the level of cost shift from Colorado Springs Utilities (Springs Utilities) solar customers to non-solar customers under the current NEM compensation and the rate structure and how that level of cost shift may evolve as more customers install solar systems. We also highlight how select utilities across the country have addressed this issue through reforming their solar compensation framework and rate design for solar customers. Springs Utilities is working with its Board to develop an equitable approach for the community, and this document is intended to inform that process.

How Springs Utilities Establishes Electricity Rates

10. Before examining the mechanics of the cost shift, it is useful to review how Springs Utilities establishes electricity rates. Like all utilities across the US, Springs Utilities designs electricity rates to generate sufficient revenue to recover the total costs of providing service in a fair and efficient manner. In general, rates should reflect the cost of serving each customer or customer class, and they typically have three charges:

A \$/month **fixed charge** is used to recover costs that do not vary with how much energy customers use, such as billing system costs and customer service costs;

A \$/kWh **energy charge** is used to recover costs associated with producing or procuring electricity, primarily fuel and variable operating expenses. Energy-related costs represent about 22% of Springs Utilities' total costs (see Figure 1 below).

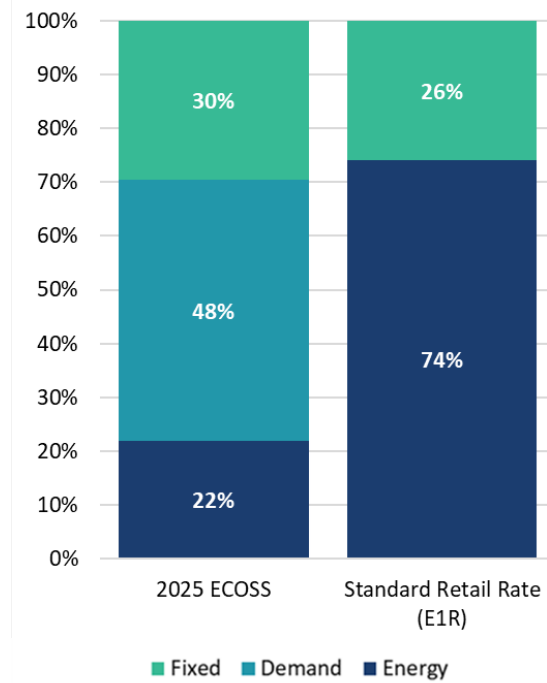
A \$/kW **demand charge** is used to recover costs to build and maintain the power plants and delivery network to serve peak electricity demand. Demand-related costs represent about 48% of Springs Utilities' total costs.⁷

11. Similar to many customers in the U.S., Springs Utilities residential customers are only assessed a fixed charge and an energy charge. In other words, the energy charge is used to recover both energy-related costs and demand-related costs. This recovery structure is a common and longstanding feature of retail rate design, driven in part by regulatory preferences

⁷ The demand charge is typically measured as the highest 15-minute average draw from the grid during a billing period, expressed in kilowatts (kW), and billed at a fixed rate per kW.

for simplicity, and it works reasonably well when all customers consume roughly similar amounts of energy relative to their share of system costs. But NEM disrupts this alignment. Under the E1R rate, Springs Utilities recovers 74% of its costs through the energy charge. This means that for each kWh that a solar customer avoids buying through self-generation, they avoid close to three quarters of the cost that Springs Utilities incurred to produce and deliver that kWh. In effect, the E1R rate structure allows solar customers to avoid paying a share of the costs they impose on the system, shifting those costs to non-solar customers as explained below.

FIGURE 1: SPRINGS UTILITIES COST STRUCTURE (LEFT) AND RATE STRUCTURE FOR AN AVERAGE SPRINGS UTILITIES RESIDENTIAL CUSTOMER UNDER E1R RATE SCHEDULE



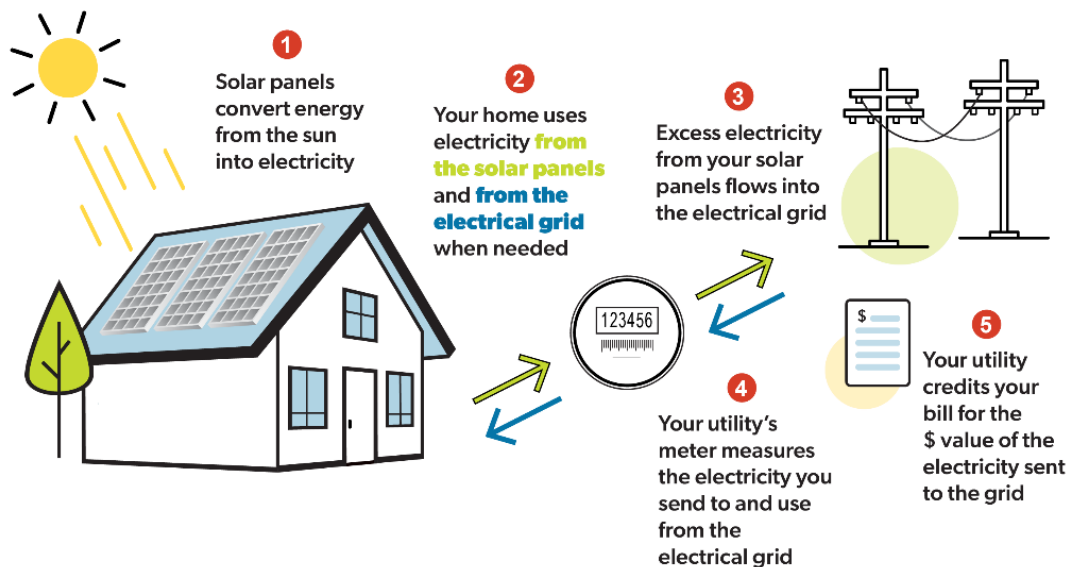
Note: ECOSS = Electricity Cost of Service Study

Net Energy Metering and the Issue of Cost-Shift

12. A customer with a rooftop solar system generates electricity during daylight hours. In some hours, the solar system produces more electricity than the household consumes, and the excess is sent back to the grid and consumed by neighboring homes and businesses. Under first-generation net energy metering, electricity delivered to the grid from the solar customer is compensated on a one-to-one basis for electricity that they purchase from the grid. At the end of the billing period, the customer pays only for their net consumption, or total consumption *minus* total self-generation, *regardless of when electricity was generated or purchased* (hence the term “net energy” metering). If the customer generates more than they consume in a given

month, the excess credits typically roll forward to future months to offset customer's consumption in those months.

FIGURE 2: HOW NET METERING WORKS



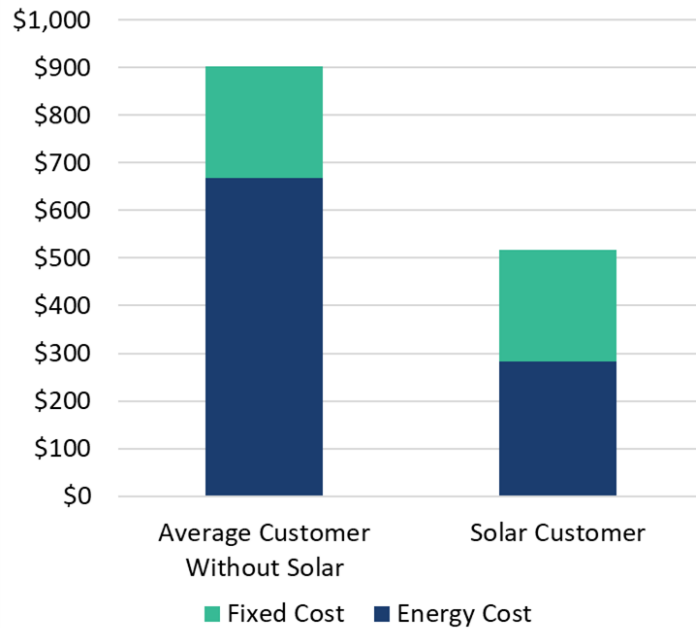
Source: <https://www.oeb.ca/consumer-information-and-protection/net-metering>

13. The first-generation NEM structure creates two distinct cost recovery issues for utilities like Springs Utilities. First, solar customers receive excessive compensation for exported energy. The full volumetric retail rate includes not only the costs of fuel, but also generation capacity, transmission network, distribution poles and wires. When a NEM customer exports a kWh, the value to the grid is primarily the avoided cost of generating that energy, about one-third of the volumetric retail rate. Crediting the export at the full volumetric retail rate overcompensates the solar customer for the other two thirds of the total costs of service—costs the utility never actually avoids.

14. Second, as explained above, because the majority of Springs Utilities' costs are actually fixed or demand-driven but are recovered on a per-kWh basis, any technology that reduces volumetric consumption creates a cost-recovery mismatch. When a solar customer reduces their net consumption through self-generation, they avoid paying the full volumetric energy charge on those kWh. In doing so, the solar customer also avoids paying their share of the fixed costs embedded in that charge. But those fixed costs do not simply disappear. The utility must still maintain the grid, still need to meet peak demand and provide service connections. The solar customer paying less for these fixed costs means that the balance has to be recovered from the remaining customers who do not have solar, in the form of higher rates. Effectively, the solar customer is cross-subsidized by customers without solar.

15. As seen in Figure 3 below, an average Springs Utilities solar customer pays about \$400 less in annual electricity bills compared to an average customer without solar. This difference reflects in part the genuine energy cost savings that the solar customer creates through self-generation, but it also reflects the costs that are shifted to non-solar customers.

FIGURE 3: ANNUAL BILLS FOR AN AVERAGE CUSTOMER WITHOUT SOLAR AND AN AVERAGE CUSTOMER WITH SOLAR



Notes: Bill for average customer without solar is calculated using class-wide cost and usage data. Solar customer bill is calculated based on actual solar customer data.

16. The cross subsidy does not reflect any bad intent on the part of solar customers, who decided to install solar to lower their electricity bills, help achieve sustainability goals, or increase energy independence. Rather, the cross subsidy is a predictable consequence of recovering fixed costs through volumetric charges and then allowing some customers to reduce their volumetric consumption without a corresponding reduction in the costs they impose on the system.

17. It is important to acknowledge that from a power system perspective, rooftop solar does produce benefits beyond avoided energy, though those benefits do not amount to the full cost of providing service. Rooftop solar reduces emissions and can reduce losses in the delivery network if the generation is consumed locally. Under *some* circumstances, rooftop solar can also reduce the need for expensive generation assets to meet peak electricity demand. But even when accounting for these benefits, the value of rooftop solar does not add up to the total cost of serving those residential customers. In fact, these benefits can be more efficiently captured by utility-scale and community solar installations, which can be sited in optimal

locations, oriented for maximum output, and paired with storage to shift generation to higher-value capacity hours. Rooftop solar, by contrast, is sited based on where people happen to live, oriented based on which way their roof faces, and generates most heavily during midday hours when total electricity demand and consequently the value of solar to the system are low.

18. Finally, the issue of cost shift is not inherent to solar technology itself; it is a product of how retail electricity rates are designed. If rates more accurately reflect the underlying cost structure—for example, where fixed costs are recovered through fixed and/or demand-based charges, and volumetric charges set closer to the actual marginal cost of energy—then a solar customer would reduce their bill in proportion to the costs they actually help the system avoid, and no cost shift would occur. A cost-reflective rate design also communicates to customers interested in adopting solar the real value of solar to their home and informs their adoption decision accordingly. Indeed, cost-reflective rate design is an important tool available for policymakers to address the cost shift issue, and it is the approach that many jurisdictions have adopted or are actively pursuing (see Section V below).

Quantifying the Cost Shift for Springs Utilities

19. To quantify the cost shift, we compared what Springs Utilities' net-metered customers currently pay under the existing rate (E1R) to what they would pay under a cost-reflective rate designed to align charges with the costs each customer actually imposes on the system. The difference between these two amounts, aggregated across the full NEM customer population, represents the annual cost-shift from solar customers to non-solar customers.

20. The existing E1R rate recovers costs through two components:

A flat \$0.64/day access and facilities charge; and

A \$0.0876/kWh volumetric energy charge.

21. There is no demand charge. Because the energy charge carries the weight of recovering both energy-related and demand-related costs, a customer who reduces net consumption through solar self-generation avoids paying a significant share of the fixed infrastructure costs embedded in that charge.

22. We constructed a cost-reflective, three-part rate using data from Springs Utilities' 2025 cost-of-service study. The cost-reflective three-part rate has three components:

A \$0.73/day access and facilities charge to recover customer-related costs;⁸

A \$0.0259/kWh energy charge to recover only the energy-related costs that vary with consumption; and

A \$7.68/kW-month demand charge to recover the demand-related infrastructure costs based on each customer's peak draw from the grid between 5PM and 9PM, when demand for electricity is highest.

23. Under the three-part rate structure, a customer who installs solar reduces their energy charge, reflecting the system savings from reduced consumption, but continues to pay demand-related costs in proportion to the capacity they require from the grid during their peak usage periods.

24. We applied these rates and calculated annual electricity bills for 8,422 residential NEM customers with complete usage records in 2025. The total cost shift in 2025 was \$3.3 million, or about \$393 per year per NEM customer. Applying this result to all 11,000 of Springs Utilities NEM customers, we estimated an annual cost shift of about \$4.3 million (see Figure 4 below). On average, non-solar customers pay \$21 more per year due to this cost shift. In 2026, rates are set to increase 6.5%, accordingly the cost shift to non-NEM customers would increase to \$5 million.

25. As more customers install rooftop solar in the future, we expect the total cost shift amount to grow over time assuming the current NEM policy and the rate design persist. This is because each new net-metered customer shifts a similar increment of fixed costs onto the base of non-solar customers. Assuming the solar adoption rate continues to exceed the rate of overall customer growth, the cost shift can be expected to become more impactful to non-solar customers. Applying industry adoption trends, we estimate that the annual cost shift amount will grow to \$8 million by 2030.^{9, 10} Even if rooftop solar adoption rate were to slow by half, a \$6.3 million cost shift would occur by 2030.¹¹

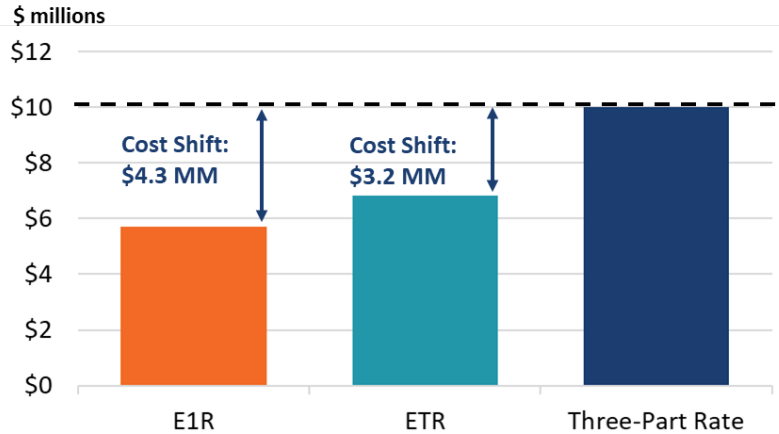
⁸ The cost-based access and facilities charge is higher than the EIR access and facilities charge, indicating a gap in fixed cost recovery under the existing rate. That gap is embedded in the EIR energy charge.

⁹ Residential installed solar capacity is forecasted to increase at a 9% CAGR through 2030, according to SEIA's [2025 Solar Market Insight Report](#). Assuming average residential PV system sizes remain near recent observed levels, as observed in LBNL's [October 2025 Update on Distributed Solar and Storage](#), residential solar customers are projected to increase at a 9% CAGR.

¹⁰ Assuming the rate structure does not change, and annual rate escalation of 6.5% in 2026 and 3% annually thereafter.

¹¹ If adoption of solar grows at a faster rate than new residential customer growth, the subsidy would be magnified at a per non-solar customer level, as each customer switching to solar reduces the number of customers responsible for subsidizing the cost.

FIGURE 4: REVENUE COLLECTED FROM 11,000 NEM CUSTOMERS UNDER E1R, ETR, AND THREE-PART RATE, AS OF 2025



Note: Total Annual Revenue for the NEM customer sample is calculated as the sum of annual bills of all residential NEM customers (8,422), using 2025 load and rate component data. Cost shift is calculated as: annual revenue collected under the three-part rate *minus* E1R or ETR annual revenue. The per-customer cost shift is then multiplied by the NEM population.

26. We also evaluated how the cost shift changes as Springs Utilities transitions residential customers to the time-of-use ETR rate as the default. The ETR rate introduces a higher \$/kWh energy charge during system peak hours, sending a more accurate price signal about when electricity is most expensive to supply. In that respect, it is more cost-reflective than the E1R rate with a flat energy charge. But the ETR rate shares a fundamental limitation with E1R: it still recovers demand-related infrastructure costs through volumetric energy charges rather than through a demand charge. As a result, NEM customers can continue to avoid a significant portion of those fixed costs by reducing their metered consumption through solar self-generation. Under the ETR rate, we estimate the total annual cost shift across the 8,422 NEM customers to be \$2.4 million—smaller than the \$3.3 million under E1R, but still a substantial sum. For all 11,000 NEM customers, the annual cost shift is about \$3.2 million (see Figure 4 above).

27. Finally, the distributional consequences of the cost shift warrant particular attention. In many parts of the country, customers who install rooftop solar tend to be homeowners with higher incomes. In contrast, customers who do not install solar tend to be renters, residents of multi-family buildings, or lower-income households. The cost therefore often shifts, in the aggregate, from more affluent customers to less affluent ones. In a period of broader affordability pressure on electricity bills, a regressive transfer that grows with each new solar installation is difficult to justify on equity grounds.

Approaches to NEM Policy Reform

28. Across the country, regulators and utilities have pursued efforts to reform NEM policy and address the extent of related cost shift. These efforts can be summarized into three categories.

29. The first approach is to change what and how NEM customers are paid for their exported energy. Rather than crediting exports at the full retail rate, a growing number of jurisdictions have moved to compensation levels that more closely reflect the value the exports provide to the grid. For example, Michigan replaced first-generation net metering with a framework built around an "inflow/outflow" billing mechanism. Customers are billed for electricity drawn from the grid (inflow) at the applicable retail rate, while exported generation (outflow) receives a credit based on the power supply component of the retail rate.¹² While this approach does not eliminate the cost shift resulting from customers' self-generation, it eliminates the cost shift due to excessive payments for exports.

30. A second approach focuses not on the export compensation policy itself but on the rate structure through which costs are recovered. If the underlying rate design more accurately assigns fixed infrastructure costs through demand charges or fixed charges rather than volumetric energy charges, the cost shift shrinks regardless of how exports are compensated. North Carolina pursued this approach, where rooftop solar customers are transitioned to rate structures that better reflect cost causation. Duke Energy's Residential Solar Choice (RSC) tariff requires solar customers to take service under a time-varying rate schedule. Under the RSC, imports and exports are netted within each time period, and any remaining excess generation is compensated at the utility's avoided cost rate, which is determined to be well below the retail rate.¹³ While this approach reduces the cost shift resulting from customers' self-generation, it does not address the cost shift due to excessive payments for exports.

31. Some jurisdictions have pursued comprehensive reform, changing both the export compensation policy and the underlying rate design at the same time. This approach is more complex but produces the most complete alignment between what customers pay and what it costs to serve them. Arizona is a prominent example. In 2017, the state replaced net metering

¹² Public Act 235 of 2023 significantly expanded the program by raising the cap for participation in the program to 10% of the utility's average in-state peak load and increasing eligible system size to 550 kW.

¹³ To soften the transition, the Commission approved a "Net Metering Bridge Rate" available to new solar customers through December 31, 2026. The Bridge Rate avoids mandatory TOU and critical peak pricing in the near term, but applies the same reduced export compensation and minimum bill provisions. Customers who enroll can remain on the Bridge Rate for up to 15 years from their interconnection date, after which they transition to the RSC structure. Legacy net metering customers—those who interconnected before October 2023—were grandfathered under prior rules for 10 years.

with a net billing structure for customers of the state's regulated utilities. Under Arizona's net billing program, exported energy is compensated at a rate derived from the utility's cost of procuring utility-scale solar resources rather than the full retail rate.¹⁴ On the rate design side, APS requires all net billing customers to participate in one of the available time-varying rate plans. One of these plans includes a demand charge based on the customer's peak usage during on-peak hours, designed to ensure that solar customers who draw heavily from the grid during evening peaks contribute to the system costs of serving those peaks.¹⁵

32. The choice among these approaches involves real trade-offs. Each jurisdiction's approach reflects its own balance of consumer protection, the nature and extent of the cost shift issue, and specific regulatory and legislative requirements.

¹⁴ The RCP has declined from \$0.116/kWh in 2018 to approximately \$0.076/kWh in 2023, representing roughly half the retail electricity rate. To provide a measure of stability, the ACC capped annual RCP reductions at 10% and allowed each customer to lock in their export rate for 10 years from the date of interconnection.

¹⁵ Arizona also provided generous grandfathering for legacy solar customers: those who interconnected under the prior net metering rules retain their full-retail-rate compensation for 20 years from their date of interconnection.

Conclusion

33. Net energy metering has been a successful policy story. It helped establish a rooftop solar market in the U.S. and in Colorado Springs at a time when the technology was expensive and unfamiliar, and it contributed to meaningful growth in distributed clean energy. That success, however, has created a new challenge: the compensation and rate design framework that made sense when solar adoption was small no longer produces fair outcomes for all Springs Utilities customers now that more than ten thousand customers participate in the NEM program.

34. Under the current rate structure, Springs Utilities' NEM customers pay approximately \$5 million less per year than under the cost-reflective rate. That shortfall does not disappear; it is recovered from the remaining residential customers who do not have solar, adding an estimated \$21 per year to each non-solar customer's bill. The amount is modest today, but it grows with every new solar installation. Under current trends, the annual cost shift is projected to reach \$8 million by 2030.

35. The distributional pattern of this cost shift may compound the concern. In many communities, customers who adopt solar tend to be higher-income homeowners. Customers who bear the shifted costs tend to be renters, residents of multi-family buildings, and lower-income households—customers who are least positioned to install solar and least able to absorb higher bills. At a time when electricity affordability is already under pressure, a growing regressive transfer between customer groups is difficult to justify.

36. Importantly, the cost shift is not an inherent feature of solar energy. It is a product of a rate structure that recovers fixed infrastructure costs through volumetric energy charges, combined with a compensation policy that credits exports at the full retail rate. As jurisdictions across the country have demonstrated, cost-reflective rate design and updated export compensation can be introduced to address the cost shift created by the NEM policy while creating a more sustainable economic case for solar investments. These changes are not intended to discourage solar adoption. Rather, they aim to ensure that all customers who depend on the grid, including those with solar, contribute equitably to the costs of building and maintaining it.

**Electric
Resolution**

RESOLUTION NO. _____-26

A RESOLUTION SETTING CERTAIN ELECTRIC RATES WITHIN
THE SERVICE AREA OF COLORADO SPRINGS UTILITIES AND
REGARDING CERTAIN CHANGES TO THE ELECTRIC RATE
SCHEDULES

WHEREAS, Colorado Springs Utilities (“Utilities”) filed its July 2026 Net Metering Rate Case; and

WHEREAS, Utilities proposed modifications to the Electric Rate Schedules, including changes to Net Metering service currently available to residential, commercial, and industrial customers; and

WHEREAS, Utilities’ frozen rate schedules do not adequately recover the cost of providing Net Metering service; and

WHEREAS, Utilities proposed to add Net Metering rate options for Residential and Small Commercial customer classes, comprising both Energy-Wise Net Metering Standard and Demand options; and

WHEREAS, the Energy-Wise Net Metering Standard Option shall be aligned with Energy-Wise rates and designed to include a Grid Access daily charge; and

WHEREAS, the Net Metering Demand Option is designed to include Summer and Winter Demand Charges as well as Access and Facilities charges on a per-day and per-kWh basis; and

WHEREAS, the Net Metering Demand Option for Medium and Large Commercial customer classes are designed to include Summer and Winter Demand charges as well as Access and Facilities charges on a per-day and per-kWh basis; and

WHEREAS, Utilities proposed moving Industrial customers receiving Net Metering service on frozen rate schedules to the applicable Industrial Energy-Wise standard options or Commercial Net Metering Demand options, and proposed to make Net Metering service available to totalized meters for Industrial customers receiving totalization service; and

WHEREAS, Utilities proposed to modify the eligibility of Renewable Energy System sizes to increase from one hundred-twenty percent (120%) to two hundred percent (200%) of a customer’s annual kilowatt-hour usage, actual or estimated; and

WHEREAS, Utilities proposed to eliminate the one-time (1) election option regarding indefinite carry-forward of excess energy production by Net Metering customers, effective April 1, 2027. Any indefinite carry-forward one-time (1) elections made prior to April 1, 2027, shall remain in effect for such Net Metering customers so long as Net Metering service continues under frozen rate schedules, the Net Metering Demand Option, or Industrial rate schedules; and

WHEREAS, Utilities proposed a transition period of five-years (5) for grandfathering existing Residential and Commercial Net Metering customers to remain on frozen rate schedules, with mandatory transition to the applicable Net Metering rate options effective April 1, 2032; and

WHEREAS, Utilities proposed moving grandfathered Residential and Commercial customers to the applicable Net Metering rate options effective April 1, 2032. Grandfathered Residential and Commercial customers may elect to receive Net Metering service under the applicable proposed Net Metering rate options effective April 1, 2027; and

WHEREAS, Utilities proposed to make other clerical modifications related to the proposed Net Metering changes; and

WHEREAS, Utilities proposed to make the Electric Rate Schedule and tariff changes effective April 1, 2027; and

WHEREAS, Utilities' July 2026 Net Metering Rate Case complies with the requirements of City Code § 12.1.108; and

WHEREAS, the details of the changes noted above are reflected in Utilities' July 2026 Net Metering Rate Case; and

WHEREAS, the City Council finds Utilities' proposed modifications prudent, just, reasonable, sufficient, and not unduly discriminatory, and shall allow Utilities to collect revenues that enable Utilities to continue to operate in the best interest of all its customers; and

WHEREAS, Utilities provided public notice of the proposed changes and complied with the requirements of the City Code for changing its electric schedules; and

WHEREAS, specific rates, policy changes, and changes to any terms and conditions of service are set out in the attached tariffs for adoption with the final City Council Decision and Order in this case.

NOW, THEREFORE, BE IT RESOLVED BY THE CITY COUNCIL OF THE CITY OF COLORADO SPRINGS:

Section 1. That Colorado Springs Utilities Tariff, City Council Volume No. 6, Electric Rate Schedules shall be revised as follows:

Effective April 1, 2027

| City Council Vol. No. 6 | | |
|--------------------------------|-------------------|-------------------------------|
| Sheet No. | Title | Cancels Sheet No. |
| Seventh Revised Sheet No. 1 | TABLE OF CONTENTS | Sixth Revised Sheet No. 1 |
| Seventh Revised Sheet No. 2 | RATE TABLE | Sixth Revised Sheet No. 2 |
| Sixth Revised Sheet No. 2.1 | RATE TABLE | Fifth Revised Sheet No. 2.1 |
| Fifth Revised Sheet No. 2.2 | RATE TABLE | Fourth Revised Sheet No. 2.2 |
| Fourth Revised Sheet No. 2.3 | RATE TABLE | Third Revised Sheet No. 2.3 |
| Sixth Revised Sheet No. 2.4 | RATE TABLE | Fifth Revised Sheet No. 2.4 |
| Sixth Revised Sheet No. 2.5 | RATE TABLE | Fifth Revised Sheet No. 2.5 |
| Fourth Revised Sheet No. 2.6 | RATE TABLE | Third Revised Sheet No. 2.6 |
| Sixth Revised Sheet No. 2.17 | RATE TABLE | Fifth Revised Sheet No. 2.17 |
| Fifth Revised Sheet No. 2.18 | RATE TABLE | Fourth Revised Sheet No. 2.18 |
| Third Revised Sheet No. 2.20 | RATE TABLE | Second Revised Sheet No. 2.20 |
| First Revised Sheet No. 2.21 | RATE TABLE | Original Sheet No. 2.21 |

| City Council Vol. No. 6 | | |
|--------------------------------|---|-------------------------------|
| Sheet No. | Title | Cancels Sheet No. |
| First Revised Sheet No. 2.22 | RATE TABLE | Original Sheet No. 2.22 |
| First Revised Sheet No. 2.23 | RATE TABLE | Original Sheet No. 2.23 |
| Original Sheet No. 2.24 | RATE TABLE | |
| Original Sheet No. 2.25 | RATE TABLE | |
| Fifth Revised Sheet No. 3 | GENERAL | Fourth Revised Sheet No. 3 |
| Fifth Revised Sheet No. 3.1 | GENERAL | Fourth Revised Sheet No. 3.1 |
| First Revised Sheet No. 3.2 | GENERAL | Original Sheet No. 3.2 |
| First Revised Sheet No. 3.3 | GENERAL | Original Sheet No. 3.3 |
| First Revised Sheet No. 3.4 | GENERAL | Original Sheet No. 3.4 |
| Original Sheet No. 3.5 | GENERAL | |
| Original Sheet No. 3.6 | GENERAL | |
| Second Revised Sheet No. 4 | RESIDENTIAL SERVICE (E1R, ETR, ETR-P, ETR-F, ETR-NMS, ETR-NMD) | First Revised Sheet No. 4 |
| Original Sheet No. 4.1 | RESIDENTIAL SERVICE (E1R, ETR, ETR-P, ETR-F, ETR-NMS, ETR-NMD) | |
| Second Revised Sheet No. 5 | FROZEN COMMERCIAL SERVICE – SMALL (E1C) | First Revised Sheet No. 5 |
| Second Revised Sheet No. 5.2 | COMMERCIAL SERVICE – SMALL (ECS, ECS-P, ECS-F, ECS-NMS, ECS-NMD) | First Revised Sheet No. 5.2 |
| Second Revised Sheet No. 6 | FROZEN COMMERCIAL SERVICE – GENERAL (E2C, ETC) | First Revised Sheet No. 6 |
| First Revised Sheet No. 6.1 | COMMERCIAL SERVICE – MEDIUM 10 kW MINIMUM (ECM, ECM-P, ECM-NMD) | Original Sheet No. 6.1 |
| First Revised Sheet No. 6.2 | COMMERCIAL SERVICE – LARGE 50 kW MINIMUM (ECL, ECL-P, ECL-NMD) | Original Sheet No. 6.2 |
| Third Revised Sheet No. 7 | FROZEN INDUSTRIAL SERVICE – 1,000 kWh/DAY MINIMUM (ETL, ETLO, ETLW) | Second Revised Sheet No. 7 |
| First Revised Sheet No. 7.1 | INDUSTRIAL SERVICE – 100 kW MINIMUM (EIS, EIS-P) | Original Sheet No. 7.1 |
| Second Revised Sheet No. 8 | INDUSTRIAL SERVICE – 500 kW MINIMUM (E8T, E8T-P) | First Revised Sheet No. 8 |
| Third Revised Sheet No. 9 | INDUSTRIAL SERVICE – 4,000 kW MINIMUM (E8S, E8S-P) | Second Revised Sheet No. 9 |
| Fourth Revised Sheet No. 10 | INDUSTRIAL SERVICE – LARGE POWER AND LIGHT (ELG, ELG-P) | Third Revised Sheet No. 10 |
| Third Revised Sheet No. 12 | CONTRACT SERVICE – MILITARY (ECD, ECD-P, EHYDPWR, EINFPRS) | Second Revised Sheet No. 12 |
| Fourth Revised Sheet No. 20 | NET METERING | Third Revised Sheet No. 20 |
| Third Revised Sheet No. 20.1 | NET METERING | Second Revised Sheet No. 20.1 |
| Original Sheet No. 20.2 | NET METERING | |
| Third Revised Sheet No. 23 | COMMUNITY SOLAR GARDEN PROGRAM | Second Revised Sheet No. 23 |

Section 2. The attached sheets of the Colorado Springs Utilities Tariff, Council Decision and Order, and other related matters are hereby approved and adopted.

Dated at Colorado Springs, Colorado, this 22nd day of September 2026.

Lynette Crow-Iverson, Council President

ATTEST:

Sarah B. Johnson, City Clerk

Electric
Redline Tariff Sheets



| |
|--------------------------------|
| ELECTRIC RATE SCHEDULES |
| TABLE OF CONTENTS |

| <u>DESCRIPTION</u> | <u>SHEET NO.</u> |
|---|-------------------------|
| Rate Table | 2 |
| General | 3 |
| Residential Service (Frozen E1R, ETR, ETR-P, ETR-F, ETR-NMS, ETR-NMD) | 4 |
| Frozen Commercial Service – Small (E1C)..... | 5 |
| Commercial Service – Non-Metered (ENM) | 5.1 |
| Commercial Service – Small (ECS, ECS-P, ECS-F, ECS-NMS, ECS-NMD) | 5.2 |
| Frozen Commercial Service – General (E2C, ETC)..... | 6 |
| Commercial Service – Medium 10 kW Minimum (ECM, ECM-P, ECM-NMD)..... | 6.1 |
| Commercial Service – Large 50 kW Minimum (ECL, ECL-P, ECL-NMD) | 6.2 |
| Frozen Industrial Service –1,000 kWh/Day Minimum (ETL, ETLO, ETLW) | 7 |
| Industrial Service – 100 kW Minimum (EIS, EIS-P) | 7.1 |
| Industrial Service – 500 kW Minimum (E8T, E8T-P)..... | 8 |
| Industrial Service – 4,000 kW Minimum (E8S, E8S-P)..... | 9 |
| Industrial Service – Large Power and Light (ELG, ELG-P)..... | 10 |
| Industrial Service – Transmission Voltage (ETX)..... | 11 |
| Contract Service – Military (ECD, ECD-P, EHYDPWR, EINFPRS)..... | 12 |
| Contract Service – Military Wheeling (ECW)..... | 13 |
| Contract Service – Traffic Signals (E2T)..... | 14 |
| Contract Service – Street Lighting (E7SL)..... | 15 |
| Electric Cost Adjustment (ECA)..... | 16 |
| Electric Capacity Charge (ECC)..... | 17 |
| Totalization Service | 18 |
| Enhanced Power Service..... | 19 |
| Renewable Energy Net Metering | 20 |
| Small Power Producers and Cogeneration Service..... | 21 |
| Community Solar Garden Bill Credit (Pilot Program) | 22 |
| Community Solar Garden Program | 23 |
| Green Power Service..... | 24 |
| Electric Vehicle Public Charging Service – Time-of-Day..... | 25 |
| Interruptible Service..... | 26 |
| Industrial Service – Large Load (ELL)..... | 27 |
| Approval Date: October 28, 2025 <u>September 22, 2026</u> | |
| Effective Date: January 1, 2026 <u>April 1, 2027</u> | |
| Resolution No. 155-25 | |



ELECTRIC RATE SCHEDULES

RATE TABLE

Billing statements are the sum of rate components listed below each available service.

| Description | Rates ^(Note) | | | | |
|--|-------------------------|----------|----------|----------|----------|
| | 2025 | 2026 | 2027 | 2028 | 2029 |
| Residential Service (EIR, ETR, ETR-P, ETR-F, <u>ETR-NMS, ETR-NMD</u>) – Sheet No. 4 | | | | | |
| Frozen Option (EIR) | | | | | |
| Access and Facilities Charge, per day | \$0.6421 | \$0.6832 | \$0.7269 | \$0.7734 | \$0.8229 |
| Access and Facilities Charge, per kWh | \$0.0876 | \$0.0932 | \$0.0992 | \$0.1055 | \$0.1123 |
| Electric Cost Adjustment (ECA), per kWh | Sheet No. 2.17 | | | | |
| Electric Capacity Charge (ECC), per kWh | Sheet No. 2.18 | | | | |
| Energy-Wise Standard Time-of-Day Option (ETR) | | | | | |
| Access and Facilities Charge, per day | \$0.6421 | \$0.6832 | \$0.7269 | \$0.7734 | \$0.8229 |
| Access and Facilities Charge: | | | | | |
| Winter (October – May) On-Peak, per kWh | \$0.1364 | \$0.1451 | \$0.1544 | \$0.1643 | \$0.1748 |
| Winter (October – May) Off-Peak, per kWh | \$0.0682 | \$0.0726 | \$0.0772 | \$0.0821 | \$0.0874 |
| Summer (June – September) On-Peak, per kWh | \$0.2728 | \$0.2903 | \$0.3089 | \$0.3287 | \$0.3497 |
| Summer (June – September) Off-Peak, per kWh | \$0.0682 | \$0.0726 | \$0.0772 | \$0.0821 | \$0.0874 |
| Electric Cost Adjustment (ECA): | | | | | |
| On-Peak, per kWh | Sheet No. 2.17 | | | | |
| Off-Peak, per kWh | Sheet No. 2.17 | | | | |
| Electric Capacity Charge (ECC), per kWh | Sheet No. 2.18 | | | | |
| Energy-Wise Plus Time-of-Day Option (ETR-P) | | | | | |
| Access and Facilities Charge, per day | \$0.6421 | \$0.6832 | \$0.7269 | \$0.7734 | \$0.8229 |
| Access and Facilities Charge: | | | | | |
| Winter (October – May) On-Peak, per kWh | \$0.0891 | \$0.0948 | \$0.1009 | \$0.1074 | \$0.1143 |
| Winter (October – May) Off-Peak, per kWh | \$0.0730 | \$0.0777 | \$0.0827 | \$0.0880 | \$0.0936 |
| Winter (October – May) Off-Peak Saver, per kWh | \$0.0477 | \$0.0508 | \$0.0541 | \$0.0576 | \$0.0613 |
| Summer (June – September) On-Peak, per kWh | \$0.2175 | \$0.2314 | \$0.2462 | \$0.2620 | \$0.2788 |

Approval Date: ~~November 12, 2024~~ September 22, 2026
 Effective Date: ~~October 1, 2025~~ April 1, 2027
 Resolution No. ~~172-24~~

Note: 2025 rates are effective October 1, 2025. All other rates are effective January 1st of the respective year shown. Rates effective 2029 will remain effective until superseded by City Council.



ELECTRIC RATE SCHEDULES

RATE TABLE

| Description | Rates ^(Note) | | | | |
|---|-------------------------|----------|----------|----------|----------|
| | 2025 | 2026 | 2027 | 2028 | 2029 |
| Summer (June – September) Off-Peak, per kWh | \$0.0730 | \$0.0777 | \$0.0827 | \$0.0880 | \$0.0936 |
| Summer (June – September) Off-Peak Saver, per kWh | \$0.0517 | \$0.0550 | \$0.0585 | \$0.0622 | \$0.0662 |
| Critical Peak Period (During Event Hours), per kWh | \$0.6613 | \$0.7036 | \$0.7486 | \$0.7965 | \$0.8475 |
| Electric Cost Adjustment (ECA): | | | | | |
| On-Peak, per kWh | Sheet No. 2.17 | | | | |
| Off-Peak, per kWh | Sheet No. 2.17 | | | | |
| Off-Peak Saver, per kWh | Sheet No. 2.17 | | | | |
| Electric Capacity Charge (ECC), per kWh | Sheet No. 2.18 | | | | |
| Fixed Seasonal Option (ETR-F) | | | | | |
| Access and Facilities Charge, per day | \$0.7316 | \$0.7784 | \$0.8282 | \$0.8812 | \$0.9376 |
| Access and Facilities Charge: | | | | | |
| Winter (October – May), per kWh | \$0.0763 | \$0.0812 | \$0.0864 | \$0.0919 | \$0.0978 |
| Summer (June – September), per kWh | \$0.1007 | \$0.1071 | \$0.1140 | \$0.1213 | \$0.1291 |
| Electric Cost Adjustment (ECA), per kWh | Sheet No. 2.17 | | | | |
| Electric Capacity Charge (ECC), per kWh | Sheet No. 2.18 | | | | |
| <u>Energy-Wise Net Metering Standard Option (ETR-NMS) – Sheet No. 2.20</u> | | | | | |
| <u>Net Metering Demand Option (ETR-NMD) – Sheet No. 2.20</u> | | | | | |
| Frozen Commercial Service – Small (EIC) – Sheet No. 5 | | | | | |
| Access and Facilities Charge, per day | \$0.6421 | \$0.6832 | \$0.7269 | \$0.7734 | \$0.8229 |
| Access and Facilities Charge, per kWh | \$0.0876 | \$0.0932 | \$0.0992 | \$0.1055 | \$0.1123 |
| Electric Cost Adjustment (ECA), per kWh | Sheet No. 2.17 | | | | |
| Electric Capacity Charge (ECC), per kWh | Sheet No. 2.18 | | | | |
| Commercial Service – Non-Metered (ENM) – Sheet No. 5.1 | | | | | |
| Access and Facilities Charge, per kWh | \$0.1172 | \$0.1295 | \$0.1431 | \$0.1581 | \$0.1747 |
| Electric Cost Adjustment (ECA), per kWh | Sheet No. 2.17 | | | | |
| Electric Capacity Charge (ECC), per kWh | Sheet No. 2.18 | | | | |

Approval Date: ~~November 12, 2024~~ September 22, 2026
 Effective Date: ~~October 1, 2025~~ April 1, 2027
 Resolution No. ~~172-24~~

Note: 2025 rates are effective October 1, 2025. All other rates are effective January 1st of the respective year shown. Rates effective 2029 will remain effective until superseded by City Council.



| |
|--------------------------------|
| ELECTRIC RATE SCHEDULES |
| RATE TABLE |

| Description | Rates ^(Note) | | | | |
|--|-------------------------|----------|----------|----------|----------|
| | 2025 | 2026 | 2027 | 2028 | 2029 |
| Commercial Service – Small (ECS, ECS-P, ECS-F, ECS-NMS, ECS-NMD) – Sheet No. 5.2 | | | | | |
| Energy-Wise Standard Time-of-Day Option (ECS) | | | | | |
| Access and Facilities Charge, per day | \$0.6421 | \$0.6832 | \$0.7269 | \$0.7734 | \$0.8229 |
| Access and Facilities Charge: | | | | | |
| Winter (October – May) On-Peak, per kWh | \$0.1330 | \$0.1415 | \$0.1506 | \$0.1602 | \$0.1705 |
| Winter (October – May) Off-Peak, per kWh | \$0.0665 | \$0.0708 | \$0.0753 | \$0.0801 | \$0.0852 |
| Summer (June – September) On-Peak, per kWh | \$0.2659 | \$0.2829 | \$0.3010 | \$0.3203 | \$0.3408 |
| Summer (June – September) Off-Peak, per kWh | \$0.0665 | \$0.0708 | \$0.0753 | \$0.0801 | \$0.0852 |
| Electric Cost Adjustment (ECA): | | | | | |
| On-Peak, per kWh | Sheet No. 2.17 | | | | |
| Off-Peak, per kWh | Sheet No. 2.17 | | | | |
| Electric Capacity Charge (ECC), per kWh | Sheet No. 2.18 | | | | |
| Energy-Wise Plus Time-of-Day Option (ECS-P) | | | | | |
| Access and Facilities Charge, per day | \$0.6421 | \$0.6832 | \$0.7269 | \$0.7734 | \$0.8229 |
| Access and Facilities Charge: | | | | | |
| Winter (October – May) On-Peak, per kWh | \$0.0838 | \$0.0892 | \$0.0949 | \$0.1010 | \$0.1075 |
| Winter (October – May) Off-Peak, per kWh | \$0.0710 | \$0.0755 | \$0.0803 | \$0.0854 | \$0.0909 |
| Winter (October – May) Off-Peak Saver, per kWh | \$0.0503 | \$0.0535 | \$0.0569 | \$0.0605 | \$0.0644 |
| Summer (June – September) On-Peak, per kWh | \$0.2180 | \$0.2320 | \$0.2468 | \$0.2626 | \$0.2794 |
| Summer (June – September) Off-Peak, per kWh | \$0.0710 | \$0.0755 | \$0.0803 | \$0.0854 | \$0.0909 |
| Summer (June – September) Off-Peak Saver, per kWh | \$0.0554 | \$0.0589 | \$0.0627 | \$0.0667 | \$0.0710 |
| Critical Peak Period (During Event Hours), per kWh | \$0.6613 | \$0.7036 | \$0.7486 | \$0.7965 | \$0.8475 |
| Electric Cost Adjustment (ECA): | | | | | |
| On-Peak, per kWh | Sheet No. 2.17 | | | | |
| Off-Peak, per kWh | Sheet No. 2.17 | | | | |

Approval Date: ~~November 12, 2024~~ September 22, 2026
 Effective Date: ~~October 1, 2025~~ April 1, 2027
 Resolution No. ~~172-24~~

Note: 2025 rates are effective October 1, 2025. All other rates are effective January 1st of the respective year shown. Rates effective 2029 will remain effective until superseded by City Council.



ELECTRIC RATE SCHEDULES

RATE TABLE

| Description | Rates ^(Note) | | | | |
|---|-------------------------|----------|----------|----------|----------|
| | 2025 | 2026 | 2027 | 2028 | 2029 |
| Off-Peak Saver, per kWh | Sheet No. 2.17 | | | | |
| Electric Capacity Charge (ECC), per kWh | Sheet No. 2.18 | | | | |
| Fixed Seasonal Option (ECS-F) | | | | | |
| Access and Facilities Charge, per day | \$0.7549 | \$0.8032 | \$0.8546 | \$0.9093 | \$0.9675 |
| Access and Facilities Charge: | | | | | |
| Winter (October – May), per kWh | \$0.0739 | \$0.0786 | \$0.0836 | \$0.0890 | \$0.0947 |
| Summer (June – September), per kWh | \$0.0782 | \$0.0832 | \$0.0885 | \$0.0942 | \$0.1002 |
| Electric Cost Adjustment (ECA): | Sheet No. 2.17 | | | | |
| Electric Capacity Charge (ECC), per kWh | Sheet No. 2.18 | | | | |
| <u>Energy-Wise Net Metering Standard Option (ECS-NMS) – Sheet No. 2.21</u> | | | | | |
| <u>Net Metering Demand Option (ECS-NMD) – Sheet No. 2.21</u> | | | | | |
| Frozen Commercial Service – General (E2C, ETC) – Sheet No. 6 | | | | | |
| Frozen Standard Option (E2C) | | | | | |
| Access and Facilities Charge, per day | \$1.0500 | \$1.1130 | \$1.1798 | \$1.2506 | \$1.3256 |
| Access and Facilities Charge, per kWh | \$0.0748 | \$0.0793 | \$0.0840 | \$0.0891 | \$0.0944 |
| Electric Cost Adjustment (ECA): | Sheet No. 2.17 | | | | |
| Electric Capacity Charge (ECC), per kWh | Sheet No. 2.18 | | | | |
| Frozen Time-of-Day Option (ETC) | | | | | |
| Access and Facilities Charge, per day | \$1.0500 | \$1.1130 | \$1.1798 | \$1.2506 | \$1.3256 |
| Access and Facilities Charge: | | | | | |
| On-Peak, per kWh | \$0.1384 | \$0.1467 | \$0.1555 | \$0.1648 | \$0.1747 |
| Off-Peak, per kWh | \$0.0554 | \$0.0587 | \$0.0622 | \$0.0660 | \$0.0699 |
| Electric Cost Adjustment (ECA): | Sheet No. 2.17 | | | | |
| On-Peak, per kWh | Sheet No. 2.17 | | | | |
| Off-Peak, per kWh | Sheet No. 2.17 | | | | |
| Electric Capacity Charge (ECC), per kWh | Sheet No. 2.18 | | | | |

Approval Date: ~~November 12, 2024~~ September 22, 2026
 Effective Date: ~~October 1, 2025~~ April 1, 2027
 Resolution No. ~~172-24~~

Note: 2025 rates are effective October 1, 2025. All other rates are effective January 1st of the respective year shown. Rates effective 2029 will remain effective until superseded by City Council.



ELECTRIC RATE SCHEDULES

RATE TABLE

| Description | Rates ^(Note) | | | | |
|---|-------------------------|----------|----------|----------|----------|
| | 2025 | 2026 | 2027 | 2028 | 2029 |
| Commercial Service – Medium 10 kW Minimum (ECM, ECM-P, ECM-NMD) – Sheet No. 6.1 | | | | | |
| Energy-Wise Standard Time-of-Day Option (ECM) | | | | | |
| Access and Facilities Charge, per day | \$0.9826 | \$1.0416 | \$1.1041 | \$1.1703 | \$1.2405 |
| Demand Charge Secondary: | | | | | |
| Winter (October – May), per kW, per day | \$0.0160 | \$0.0170 | \$0.0180 | \$0.0191 | \$0.0202 |
| Summer (June – September), per kW, per day | \$0.0364 | \$0.0386 | \$0.0409 | \$0.0434 | \$0.0460 |
| Access and Facilities Charge: | | | | | |
| Winter (October – May) On-Peak, per kWh | \$0.0907 | \$0.0961 | \$0.1019 | \$0.1080 | \$0.1145 |
| Winter (October – May) Off-Peak, per kWh | \$0.0648 | \$0.0687 | \$0.0728 | \$0.0772 | \$0.0818 |
| Summer (June – September) On-Peak, per kWh | \$0.1086 | \$0.1151 | \$0.1220 | \$0.1293 | \$0.1371 |
| Summer (June – September) Off-Peak, per kWh | \$0.0648 | \$0.0687 | \$0.0728 | \$0.0772 | \$0.0818 |
| Electric Cost Adjustment (ECA): | | | | | |
| On-Peak, per kWh | Sheet No. 2.17 | | | | |
| Off-Peak, per kWh | Sheet No. 2.17 | | | | |
| Electric Capacity Charge (ECC), per kWh | Sheet No. 2.18 | | | | |
| Energy-Wise Plus Time-of-Day Option (ECM-P) | | | | | |
| Access and Facilities Charge, per day | \$0.9826 | \$1.0416 | \$1.1041 | \$1.1703 | \$1.2405 |
| Demand Charge Secondary: | | | | | |
| Winter (October – May), per kW, per day | \$0.0610 | \$0.0647 | \$0.0686 | \$0.0727 | \$0.0771 |
| Summer (June – September), per kW, per day | \$0.0689 | \$0.0730 | \$0.0774 | \$0.0820 | \$0.0869 |
| Access and Facilities Charge: | | | | | |
| Winter (October – May) On-Peak, per kWh | \$0.0616 | \$0.0653 | \$0.0692 | \$0.0734 | \$0.0778 |
| Winter (October – May) Off-Peak, per kWh | \$0.0497 | \$0.0527 | \$0.0559 | \$0.0593 | \$0.0629 |
| Winter (October – May) Off-Peak Saver, per kWh | \$0.0318 | \$0.0337 | \$0.0357 | \$0.0378 | \$0.0401 |
| Summer (June – September) On-Peak, per kWh | \$0.1935 | \$0.2051 | \$0.2174 | \$0.2304 | \$0.2442 |

Approval Date: ~~November 12, 2024~~ September 22, 2026
 Effective Date: ~~October 1, 2025~~ April 1, 2027
 Resolution No. ~~172-24~~

Note: 2025 rates are effective October 1, 2025. All other rates are effective January 1st of the respective year shown. Rates effective 2029 will remain effective until superseded by City Council.



ELECTRIC RATE SCHEDULES

RATE TABLE

| Description | Rates ^(Note) | | | | |
|--|-------------------------|----------|----------|----------|----------|
| | 2025 | 2026 | 2027 | 2028 | 2029 |
| Summer (June – September) Off-Peak, per kWh | \$0.0497 | \$0.0527 | \$0.0559 | \$0.0593 | \$0.0629 |
| Summer (June – September) Off-Peak Saver, per kWh | \$0.0363 | \$0.0385 | \$0.0408 | \$0.0432 | \$0.0458 |
| Critical Peak Period (During Event Hours), per kWh | \$0.6781 | \$0.7188 | \$0.7619 | \$0.8076 | \$0.8561 |
| Electric Cost Adjustment (ECA): | | | | | |
| On-Peak, per kWh | Sheet No. 2.17 | | | | |
| Off-Peak, per kWh | Sheet No. 2.17 | | | | |
| Off-Peak Saver, per kWh | Sheet No. 2.17 | | | | |
| Electric Capacity Charge (ECC), per kWh | Sheet No. 2.18 | | | | |
| <u>Net Metering Demand Option (ECM-NMD) – Sheet No. 2.22</u> | | | | | |
| Commercial Service – Large 50 kW Minimum (ECL, ECL-P, <u>ECL-NMD</u>) – Sheet No. 6.2 | | | | | |
| Energy-Wise Standard Time-of-Day Option (ECL) | | | | | |
| Access and Facilities Charge, per day | \$1.4598 | \$1.5474 | \$1.6402 | \$1.7386 | \$1.8429 |
| Demand Charge Secondary: | | | | | |
| Winter (October – May), per kW, per day | \$0.0172 | \$0.0182 | \$0.0193 | \$0.0205 | \$0.0217 |
| Summer (June – September), per kW, per day | \$0.0480 | \$0.0509 | \$0.0540 | \$0.0572 | \$0.0606 |
| Access and Facilities Charge: | | | | | |
| Winter (October – May) On-Peak, per kWh | \$0.0839 | \$0.0889 | \$0.0942 | \$0.0999 | \$0.1059 |
| Winter (October – May) Off-Peak, per kWh | \$0.0595 | \$0.0631 | \$0.0669 | \$0.0709 | \$0.0752 |
| Summer (June – September) On-Peak, per kWh | \$0.0993 | \$0.1053 | \$0.1116 | \$0.1183 | \$0.1254 |
| Summer (June – September) Off-Peak, per kWh | \$0.0595 | \$0.0631 | \$0.0669 | \$0.0709 | \$0.0752 |
| Electric Cost Adjustment (ECA): | | | | | |
| On-Peak, per kWh | Sheet No. 2.17 | | | | |
| Off-Peak, per kWh | Sheet No. 2.17 | | | | |
| Electric Capacity Charge (ECC), per kWh | Sheet No. 2.18 | | | | |
| Energy-Wise Plus Time-of-Day Option (ECL-P) | | | | | |
| Access and Facilities Charge, per day | \$1.4598 | \$1.5474 | \$1.6402 | \$1.7386 | \$1.8429 |

Approval Date: ~~November 12, 2024~~ September 22, 2026
 Effective Date: ~~October 1, 2025~~ April 1, 2027
 Resolution No. ~~172-24~~

Note: 2025 rates are effective October 1, 2025. All other rates are effective January 1st of the respective year shown. Rates effective 2029 will remain effective until superseded by City Council.



ELECTRIC RATE SCHEDULES

RATE TABLE

| Description | Rates ^(Note) | | | | |
|--|-------------------------|----------|----------|----------|----------|
| | 2025 | 2026 | 2027 | 2028 | 2029 |
| Demand Charge Secondary: | | | | | |
| Winter (October – May), per kW, per day | \$0.0756 | \$0.0801 | \$0.0849 | \$0.0900 | \$0.0954 |
| Summer (June – September), per kW, per day | \$0.0937 | \$0.0993 | \$0.1053 | \$0.1116 | \$0.1183 |
| Access and Facilities Charge: | | | | | |
| Winter (October – May) On-Peak, per kWh | \$0.0564 | \$0.0598 | \$0.0634 | \$0.0672 | \$0.0712 |
| Winter (October – May) Off-Peak, per kWh | \$0.0443 | \$0.0470 | \$0.0498 | \$0.0528 | \$0.0560 |
| Winter (October – May) Off-Peak Saver, per kWh | \$0.0266 | \$0.0282 | \$0.0299 | \$0.0317 | \$0.0336 |
| Summer (June – September) On-Peak, per kWh | \$0.1707 | \$0.1809 | \$0.1918 | \$0.2033 | \$0.2155 |
| Summer (June – September) Off-Peak, per kWh | \$0.0443 | \$0.0470 | \$0.0498 | \$0.0528 | \$0.0560 |
| Summer (June – September) Off-Peak Saver, per kWh | \$0.0306 | \$0.0324 | \$0.0343 | \$0.0364 | \$0.0386 |
| Critical Peak Period (During Event Hours), per kWh | \$0.5878 | \$0.6231 | \$0.6605 | \$0.7001 | \$0.7421 |
| Electric Cost Adjustment (ECA): | | | | | |
| On-Peak, per kWh | Sheet No. 2.17 | | | | |
| Off-Peak, per kWh | Sheet No. 2.17 | | | | |
| Off-Peak Saver, per kWh | Sheet No. 2.17 | | | | |
| Electric Capacity Charge (ECC), per kWh | Sheet No. 2.18 | | | | |
| <u>Net Metering Demand Option (ECL-NMD) – Sheet No. 2.22</u> | | | | | |
| Frozen Industrial Service – 1,000 kWh/Day Minimum (ETL, ETLO, ETLW) – Sheet No. 7 | | | | | |
| Frozen Standard Option (ETL) | | | | | |
| Access and Facilities Charge, per day | \$3.5132 | \$3.7187 | \$3.9363 | \$4.1665 | \$4.4103 |
| Demand Charge Secondary: | | | | | |
| On-Peak, per kW, per day | \$0.8459 | \$0.8954 | \$0.9478 | \$1.0032 | \$1.0619 |
| Off-Peak, per kW, per day | \$0.5498 | \$0.5820 | \$0.6160 | \$0.6520 | \$0.6902 |
| Electric Cost Adjustment (ECA): | | | | | |
| On-Peak, per kWh | Sheet No. 2.17 | | | | |
| Off-Peak, per kWh | Sheet No. 2.17 | | | | |

Approval Date: ~~November 12, 2024~~ **September 22, 2026**
 Effective Date: ~~October 1, 2025~~ **April 1, 2027**
 Resolution No. ~~172-24~~

Note: 2025 rates are effective October 1, 2025. All other rates are effective January 1st of the respective year shown. Rates effective 2029 will remain effective until superseded by City Council.



ELECTRIC RATE SCHEDULES

RATE TABLE

| Description | Rates |
|---|-----------------|
| Electric Cost Adjustment (ECA) – Sheet No. 16 | |
| Fixed ECA, per kWh (E1R, ETR-F, ETR-NMD , E1C, ENM, ECS-F, ECS-NMD , E2C, ECM-NMD , ECL-NMD , ETLO, ETLW, ELG, E2T, E7SL, ELL) | \$0.0233 |
| Energy-Wise Standard Time-of-Day ECA ^(Note) (ETR, ETR-NMS , ECS, ECS-NMS , ETC, ECM, ECL, ETX, ETL, EIS, E8T, E8S, ETX , ECD) | |
| On-Peak, per kWh | \$0.0411 |
| Off-Peak, per kWh | \$0.0206 |
| <u>Energy-Wise Net Metering Standard Option ECA</u> (ETR-NMS , ECS-NMS) | |
| <u>On-Peak Net Excess Production Credit, per kWh</u> | <u>\$0.0411</u> |
| <u>Off-Peak Net Excess Production Credit, per kWh</u> | <u>\$0.0206</u> |
| Energy-Wise Plus Time-of-Day Option ECA (ETR-P, ECS-P, ECM-P, ECL-P, EIS-P, E8T-P, E8S-P, ELG-P, ECD-P) | |
| On-Peak, per kWh | \$0.0500 |
| Off-Peak, per kWh | \$0.0200 |
| Off-Peak Saver, per kWh | \$0.0160 |
| Green Power Service – Time-of-Day – Sheet No. 24 | |
| The rate applicable to each kilowatt hour subscribed under this rate schedule ^(Note) | \$0.0362 |
| <u>Energy-Wise Net Metering Standard Option</u> (ETR-NMS , ECS-NMS) | |
| <u>Net Excess Production Credit, per kWh</u> | <u>\$0.0362</u> |

Approval Date: ~~March 24, 2026~~ September 22, 2026
 Effective Date: ~~April 1, 2026~~ April 1, 2027
 Resolution No. ~~27-26~~

Note: Energy-Wise Net Metering Standard Option net consumption billed at the applicable On-Peak and Off-Peak ECA or Green Power rates.



ELECTRIC RATE SCHEDULES

RATE TABLE

| Description | Rates |
|---|-----------------|
| Electric Capacity Charge (ECC) – Sheet No. 16 | |
| Residential Service – (E1R, ETR, ETR-P, ETR-F, <u>ETR-NMS, ETR-NMD</u>), per kWh ^(Note) | \$0.0066 |
| <u>Residential Service – (ETR-NMS), Net Excess Production Credit, per kWh</u> | <u>\$0.0066</u> |
| Commercial Service – Small (E1C), per kWh | \$0.0066 |
| Commercial Service – Non-Metered (ENM), per kWh | \$0.0066 |
| Commercial Service – Small (ECS, ECS-P, ECS-F, <u>ECS-NMS, ECS-NMD</u>), per kWh ^(Note) | \$0.0066 |
| <u>Commercial Service – Small (ECS-NMS), Net Excess Production Credit, per kWh,</u> | <u>\$0.0066</u> |
| Commercial Service – General (E2C, ETC), per kWh | \$0.0056 |
| Commercial Service – Medium 10 kW Minimum (ECM, ECM-P, <u>ECM-NMD</u>), per kWh | \$0.0056 |
| Commercial Service – Large 50 kW Minimum (ECL, ECL-P, <u>ECL-NMD</u>), per kWh | \$0.0056 |
| Industrial Service – 1,000 kWh/Day Min (ETL, ETLO, ETLW), per kWh | \$0.0048 |
| Industrial Service – 100 kW Minimum (EIS, EIS-P), per kWh | \$0.0048 |
| Industrial Service – 500 kW Minimum (E8T, E8T-P), per kWh | \$0.0045 |
| Industrial Service – 4,000 kW Minimum (E8S, E8S-P), per kWh | \$0.0053 |
| Industrial Service – Large Power and Light (ELG, ELG-P), per kWh | \$0.0036 |
| Industrial Service – Transmission Voltage (ETX), per kWh | \$0.0034 |
| Contract Service – Military (ECD, ECD-P), per kWh | \$0.0046 |
| Contract Service – Traffic Signals (E2T), per kWh | \$0.0032 |
| Contract Service – Street Lighting (E7SL), per kWh | \$0.0032 |
| Industrial Service – Large Load (ELL), <u>per kWh</u> | \$0.0036 |

Approval Date: ~~October 28, 2025~~ September 22, 2026
 Effective Date: ~~January 1, 2026~~ April 1, 2027
 Resolution No. ~~155-25~~

Note: Energy-Wise Net Metering Standard Option net consumption billed at the applicable ECC rates.



| |
|--------------------------------|
| ELECTRIC RATE SCHEDULES |
| RATE TABLE |

~~THIS SHEET INTENTIONALLY BLANK~~

Approval Date: ~~October 28, 2025~~ September 22, 2026
Effective Date: ~~January 1, 2026~~ April 1, 2027
Resolution No. ~~155-25~~

Note: 2027 rates are effective starting April 1, 2027. All other rates are effective January 1st of the respective year shown. Rates effective 2029 will remain effective until superseded by City Council.



ELECTRIC RATE SCHEDULES

RATE TABLE

| <u>Description</u> | <u>Rates (Note)</u> | | |
|--|-----------------------|-----------------|-----------------|
| | <u>2027</u> | <u>2028</u> | <u>2029</u> |
| <u>Net Metering – Sheet No. 20</u> | | | |
| <u>Residential Service Energy-Wise Net Metering Standard Option (ETR-NMS) – Sheet No. 4</u> | | | |
| <u>Access and Facilities Charge, per day</u> | <u>\$0.7269</u> | <u>\$0.7734</u> | <u>\$0.8229</u> |
| <u>Grid Access Charge, per day</u> | <u>\$1.0000</u> | <u>\$1.0650</u> | <u>\$1.1342</u> |
| <u>Access and Facilities Charge:</u> | | | |
| <u>Winter (October – May) On-Peak Net Consumption, per kWh</u> | <u>\$0.1544</u> | <u>\$0.1643</u> | <u>\$0.1748</u> |
| <u>Winter (October – May) On-Peak Net Excess Production Credit, per kWh</u> | <u>\$0.1544</u> | <u>\$0.1643</u> | <u>\$0.1748</u> |
| <u>Winter (October – May) Off-Peak Net Consumption, per kWh</u> | <u>\$0.0772</u> | <u>\$0.0821</u> | <u>\$0.0874</u> |
| <u>Winter (October – May) Off-Peak Net Excess Production Credit, per kWh</u> | <u>\$0.0772</u> | <u>\$0.0821</u> | <u>\$0.0874</u> |
| <u>Summer (June – September) On-Peak Net Consumption, per kWh</u> | <u>\$0.3089</u> | <u>\$0.3287</u> | <u>\$0.3497</u> |
| <u>Summer (June – September) On-Peak Net Excess Production Credit, per kWh</u> | <u>\$0.3089</u> | <u>\$0.3287</u> | <u>\$0.3497</u> |
| <u>Summer (June – September) Off-Peak Net Consumption, per kWh</u> | <u>\$0.0772</u> | <u>\$0.0821</u> | <u>\$0.0874</u> |
| <u>Summer (June – September) Off-Peak Net Excess Production Credit, per kWh</u> | <u>\$0.0772</u> | <u>\$0.0821</u> | <u>\$0.0874</u> |
| <u>Electric Cost Adjustment (ECA):</u> | | | |
| <u>On-Peak Net Consumption, per kWh</u> | <u>Sheet No. 2.17</u> | | |
| <u>On-Peak Net Excess Production Credit, per kWh</u> | <u>Sheet No. 2.17</u> | | |
| <u>Off-Peak Net Consumption, per kWh</u> | <u>Sheet No. 2.17</u> | | |
| <u>Off-Peak Net Excess Production Credit, per kWh</u> | <u>Sheet No. 2.17</u> | | |
| <u>Electric Capacity Charge (ECC):</u> | | | |
| <u>Net Consumption, per kWh</u> | <u>Sheet No. 2.18</u> | | |
| <u>Net Excess Production Credit, per kWh</u> | <u>Sheet No. 2.18</u> | | |
| <u>Residential Service Net Metering Demand Option (ETR-NMD) – Sheet No. 4</u> | | | |
| <u>Access and Facilities Charge, per day</u> | <u>\$0.8265</u> | <u>\$0.8802</u> | <u>\$0.9374</u> |
| <u>Demand Charge Secondary:</u> | | | |
| <u>Winter (October – May), per kW, per day</u> | <u>\$0.2462</u> | <u>\$0.2622</u> | <u>\$0.2792</u> |
| <u>Summer (June – September), per kW, per day</u> | <u>\$0.3608</u> | <u>\$0.3843</u> | <u>\$0.4093</u> |

Approval Date: ~~October 28, 2025~~ September 22, 2026
 Effective Date: ~~January 1, 2026~~ April 1, 2027
 Resolution No. ~~155-25~~

Note: 2027 rates are effective starting April 1, 2027. All other rates are effective January 1st of the respective year shown. Rates effective 2029 will remain effective until superseded by City Council.



ELECTRIC RATE SCHEDULES

RATE TABLE

| Description | Rates ^(Note) | | | | |
|---|-------------------------|----------|----------|----------|----------|
| | 2025 | 2026 | 2027 | 2028 | 2029 |
| Small Power Producers and Cogeneration Service—Sheet No. 21 | | | | | |
| On Peak, per kWh | \$0.0195 | | | | |
| Off Peak, per kWh | \$0.0180 | | | | |
| Community Solar Garden Bill Credit (Pilot Program)—Sheet No. 22 | | | | | |
| The rate applicable to each kilowatt hour under the Bill Credit section of this rate schedule | \$0.1080 | \$0.1150 | \$0.1225 | \$0.1305 | \$0.1390 |
| Community Solar Garden Program—Sheet No. 23 | | | | | |
| Customer Rate Class—Credit, per kWh | | | | | |
| Residential Service (E1R, ETR, ETR-F) | \$0.0654 | \$0.0697 | \$0.0742 | \$0.0790 | \$0.0841 |
| Commercial Service—Small (E1C) | \$0.0585 | \$0.0623 | \$0.0663 | \$0.0706 | \$0.0752 |
| Commercial Service—Small (ECS, ECS-F) | \$0.0591 | \$0.0629 | \$0.0670 | \$0.0714 | \$0.0760 |
| Commercial Service—General (E2C) | \$0.0586 | \$0.0624 | \$0.0665 | \$0.0708 | \$0.0754 |
| Commercial Service—General Time of Day Option (ETC) | \$0.0586 | \$0.0624 | \$0.0665 | \$0.0708 | \$0.0754 |
| Commercial Service—Medium 10-kW Minimum (ECM) | \$0.0585 | \$0.0623 | \$0.0663 | \$0.0706 | \$0.0752 |
| Commercial Service—Large 50-kW Minimum (ECL) | \$0.0564 | \$0.0601 | \$0.0640 | \$0.0682 | \$0.0726 |
| Industrial Service—1,000 kWh/Day Minimum (ETL) | \$0.0541 | \$0.0576 | \$0.0613 | \$0.0653 | \$0.0695 |
| Industrial Service—100 kW Minimum (EIS) | \$0.0549 | \$0.0585 | \$0.0623 | \$0.0663 | \$0.0706 |
| Industrial Service—500 kW Minimum (E8T) | \$0.0514 | \$0.0547 | \$0.0583 | \$0.0621 | \$0.0661 |
| Industrial Service—4,000 kW Minimum (E8S) | \$0.0507 | \$0.0540 | \$0.0575 | \$0.0612 | \$0.0652 |
| Industrial Service—Large Power and Light (ELG) | \$0.0443 | \$0.0472 | \$0.0503 | \$0.0536 | \$0.0571 |
| Industrial Service—Time of Day Transmission Voltage (ETX) | \$0.0578 | \$0.0616 | \$0.0656 | \$0.0699 | \$0.0744 |
| Contract Service—Military (ECD) | \$0.0517 | \$0.0551 | \$0.0587 | \$0.0625 | \$0.0666 |
| Description | Rates ^(Note) | | | | |
| | 2027 | 2028 | 2029 | | |

Note: ~~2025 rates are effective October 1, 2025.~~ 2025-2027 rates are effective starting April 1, 2027. All other rates are effective January 1st of the respective year shown. Rates effective 2029 will remain effective until superseded by City Council.

Approval Date: ~~October 28, 2025~~ September 22, 2026
 Effective Date: ~~January 1, 2026~~ April 1, 2027
 Resolution No. ~~155-25~~



ELECTRIC RATE SCHEDULES

RATE TABLE

| | | | |
|---|-----------------------|-----------------|-----------------|
| <u>Access and Facilities Charge, per kWh</u> | <u>\$0.0294</u> | <u>\$0.0313</u> | <u>\$0.0333</u> |
| <u>Electric Cost Adjustment (ECA), per kWh</u> | <u>Sheet No. 2.17</u> | | |
| <u>Electric Capacity Charge (ECC), per kWh</u> | <u>Sheet No. 2.18</u> | | |
| <u>Commercial Service – Small Energy-Wise Net Metering Standard Option (ECS-NMS) – Sheet No. 5.2</u> | | | |
| <u>Access and Facilities Charge, per day</u> | <u>\$0.7269</u> | <u>\$0.7734</u> | <u>\$0.8229</u> |
| <u>Grid Access Charge, per day</u> | <u>\$1.0000</u> | <u>\$1.0650</u> | <u>\$1.1342</u> |
| <u>Access and Facilities Charge:</u> | | | |
| <u>Winter (October – May) On-Peak Net Consumption, per kWh</u> | <u>\$0.1506</u> | <u>\$0.1602</u> | <u>\$0.1705</u> |
| <u>Winter (October – May) On-Peak Net Excess Production Credit, per kWh</u> | <u>\$0.1506</u> | <u>\$0.1602</u> | <u>\$0.1705</u> |
| <u>Winter (October – May) Off-Peak Net Consumption, per kWh</u> | <u>\$0.0753</u> | <u>\$0.0801</u> | <u>\$0.0852</u> |
| <u>Winter (October – May) Off-Peak Net Excess Production Credit, per kWh</u> | <u>\$0.0753</u> | <u>\$0.0801</u> | <u>\$0.0852</u> |
| <u>Summer (June – September) On-Peak Net Consumption, per kWh</u> | <u>\$0.3010</u> | <u>\$0.3203</u> | <u>\$0.3408</u> |
| <u>Summer (June – September) On-Peak Net Excess Production Credit, per kWh</u> | <u>\$0.3010</u> | <u>\$0.3203</u> | <u>\$0.3408</u> |
| <u>Summer (June – September) Off-Peak Net Consumption, per kWh</u> | <u>\$0.0753</u> | <u>\$0.0801</u> | <u>\$0.0852</u> |
| <u>Summer (June – September) Off-Peak Net Excess Production Credit, per kWh</u> | <u>\$0.0753</u> | <u>\$0.0801</u> | <u>\$0.0852</u> |
| <u>Electric Cost Adjustment (ECA):</u> | | | |
| <u>On-Peak Net Consumption, per kWh</u> | <u>Sheet No. 2.17</u> | | |
| <u>On-Peak Net Excess Production Credit, per kWh</u> | <u>Sheet No. 2.17</u> | | |
| <u>Off-Peak Net Consumption, per kWh</u> | <u>Sheet No. 2.17</u> | | |
| <u>Off-Peak Net Excess Production Credit, per kWh</u> | <u>Sheet No. 2.17</u> | | |
| <u>Electric Capacity Charge (ECC):</u> | | | |
| <u>Net Consumption, per kWh</u> | <u>Sheet No. 2.18</u> | | |
| <u>Net Excess Production Credit, per kWh</u> | <u>Sheet No. 2.18</u> | | |
| <u>Commercial Service – Small Net Metering Demand Option (ECS-NMD) – Sheet No. 5.2</u> | | | |
| <u>Access and Facilities Charge, per day</u> | <u>\$0.8265</u> | <u>\$0.8802</u> | <u>\$0.9374</u> |

Note: ~~2025 rates are effective October 1, 2025.~~ 2027 rates are effective starting April 1, 2027. All other rates are effective January 1st of the respective year shown. Rates effective 2029 will remain effective until superseded by City Council.

Approval Date: ~~October 28, 2025~~ September 22, 2026
 Effective Date: ~~January 1, 2026~~ April 1, 2027
 Resolution No. ~~155-25~~



ELECTRIC RATE SCHEDULES

RATE TABLE

| Description | Rates ^(Note) | | | | |
|--|-------------------------|---------------------|---------------------|---------------------|---------------------|
| | 2025 | 2026 | 2027 | 2028 | 2029 |
| Electric Vehicle Public Charging Service—Time-of-Day—Sheet No. 25 | | | | | |
| Level-2 | | | | | |
| On-Peak, per kWh | \$0.3600 | \$0.3800 | \$0.4000 | \$0.4300 | \$0.4600 |
| Off-Peak, per kWh | \$0.1300 | \$0.1400 | \$0.1500 | \$0.1600 | \$0.1700 |
| Idle Rate, per minute | \$0.1100 | \$0.1200 | \$0.1300 | \$0.1400 | \$0.1500 |
| Idle rate is applicable beginning 15 minutes after charge is complete. | | | | | |
| Direct Current Fast Charger (DCFC) | | | | | |
| On-Peak, per kWh | \$0.5800 | \$0.6200 | \$0.6600 | \$0.7000 | \$0.7500 |
| Off-Peak, per kWh | \$0.2000 | \$0.2100 | \$0.2200 | \$0.2300 | \$0.2400 |
| Idle Rate, per minute | \$0.3200 | \$0.3400 | \$0.3600 | \$0.3800 | \$0.4000 |
| Idle rate is applicable beginning 15 minutes after charge is complete. | | | | | |
| Interruptible Service—Sheet No. 26 | | | | | |
| Demand Credit, per kW, per day | \$0.1233 | | | | |
| Energy Credit, per kWh | \$0.4500 | | | | |
| Description | Rates ^(Note) | | | | |
| | <u>2027</u> | <u>2028</u> | <u>2029</u> | | |
| <u>Demand Charge Secondary:</u> | | | | | |
| <u>Winter (October – May), per kW, per day</u> | <u>\$0.2462</u> | <u>\$0.2622</u> | <u>\$0.2792</u> | | |
| <u>Summer (June – September), per kW, per day</u> | <u>\$0.3608</u> | <u>\$0.3843</u> | <u>\$0.4093</u> | | |
| <u>Access and Facilities Charge, per kWh</u> | <u>\$0.0294</u> | <u>\$0.0313</u> | <u>\$0.0333</u> | | |
| <u>Electric Cost Adjustment (ECA), per kWh</u> | <u>Sheet No. 2.17</u> | | | | |
| <u>Electric Capacity Charge (ECC), per kWh</u> | <u>Sheet No. 2.18</u> | | | | |
| <u>Commercial Service – Medium 10 kW Minimum Net Metering Demand Option (ECM-NMD) – Sheet No. 6.1</u> | | | | | |
| <u>Access and Facilities Charge, per day</u> | <u>\$1.1759</u> | <u>\$1.2523</u> | <u>\$1.3337</u> | | |
| <u>Demand Charge Secondary:</u> | | | | | |

Approval Date: ~~October 28, 2025~~ September 22, 2026
 Effective Date: ~~January 1, 2026~~ April 1, 2027
 Resolution No. ~~155-25~~

Note: ~~2025 rates are effective October 1, 2025.~~ 2027 rates are effective starting April 1, 2027. -All other rates are effective January 1st of the respective year shown. Rates effective 2029 will remain effective until superseded by City Council.



ELECTRIC RATE SCHEDULES

RATE TABLE

| | | | |
|---|-----------------------|-----------------|-----------------|
| <u>Winter (October – May), per kW, per day</u> | <u>\$0.2558</u> | <u>\$0.2724</u> | <u>\$0.2901</u> |
| <u>Summer (June – September), per kW, per day</u> | <u>\$0.3363</u> | <u>\$0.3582</u> | <u>\$0.3815</u> |
| <u>Access and Facilities Charge, per kWh</u> | <u>\$0.0294</u> | <u>\$0.0313</u> | <u>\$0.0333</u> |
| <u>Electric Cost Adjustment (ECA), per kWh</u> | <u>Sheet No. 2.17</u> | | |
| <u>Electric Capacity Charge (ECC), per kWh</u> | <u>Sheet No. 2.18</u> | | |
| <u>Commercial Service – Large 50 kW Minimum Net Metering Demand Option (ECL-NMD) – Sheet No. 6.2</u> | | | |
| <u>Access and Facilities Charge, per day</u> | <u>\$1.5253</u> | <u>\$1.6244</u> | <u>\$1.7300</u> |
| <u>Demand Charge Secondary:</u> | | | |
| <u>Winter (October – May), per kW, per day</u> | <u>\$0.2534</u> | <u>\$0.2699</u> | <u>\$0.2874</u> |
| <u>Summer (June – September), per kW, per day</u> | <u>\$0.3721</u> | <u>\$0.3963</u> | <u>\$0.4221</u> |
| <u>Access and Facilities Charge, per kWh</u> | <u>\$0.0294</u> | <u>\$0.0313</u> | <u>\$0.0333</u> |
| <u>Electric Cost Adjustment (ECA), per kWh</u> | <u>Sheet No. 2.17</u> | | |
| <u>Electric Capacity Charge (ECC), per kWh</u> | <u>Sheet No. 2.18</u> | | |
| <u>All Other Rate Schedules billed under applicable Energy-Wise standard or frozen option.</u> | | | |

Approval Date: ~~October 28, 2025~~ September 22, 2026
 Effective Date: ~~January 1, 2026~~ April 1, 2027
 Resolution No. ~~155-25~~

Note: ~~2025 rates are effective October 1, 2025.~~ 2027 rates are effective starting April 1, 2027. -All other rates are effective January 1st of the respective year shown. Rates effective 2029 will remain effective until superseded by City Council.



ELECTRIC RATE SCHEDULES

RATE TABLE

| Description | Rates ^(Note) | | | | |
|---|-------------------------|----------|-----------|-----------|----------|
| | 2026 | 2027 | 2028 | 2029 | |
| <u>Industrial Service – Large Load (ELL) – Sheet No. 27</u> | | | | | |
| Access and Facilities Charge, per day | \$8.9065 | \$9.9664 | \$11.1524 | \$12.4795 | |
| Demand Charge Secondary, per kW, per day | \$0.8593 | \$0.9616 | \$1.0760 | \$1.2040 | |
| System Support Charge, per kW, per day | \$0.0859 | \$0.0962 | \$0.1076 | \$0.1204 | |
| Resource Adequacy Charge, per kW, per day | \$0.4110 | \$0.4377 | \$0.4662 | \$0.4965 | |
| Purchased Energy Charge, per kWh | By Contract | | | | |
| Purchased Capacity Charge, per kW, per day | By Contract | | | | |
| Electric Cost Adjustment (ECA), per kWh | Sheet No. 2.17 | | | | |
| Electric Capacity Charge (ECC), per kWh | Sheet No. 2.18 | | | | |
| Description | Rates ^(Note) | | | | |
| | 2025 | 2026 | 2027 | 2028 | 2029 |
| <u>Small Power Producers and Cogeneration Service – Sheet No. 21</u> | | | | | |
| On-Peak, per kWh | \$0.0195 | | | | |
| Off-Peak, per kWh | \$0.0180 | | | | |
| <u>Community Solar Garden Bill Credit (Pilot Program) – Sheet No. 22</u> | | | | | |
| The rate applicable to each kilowatt hour under the Bill Credit section of this rate schedule | \$0.1080 | \$0.1150 | \$0.1225 | \$0.1305 | \$0.1390 |
| <u>Community Solar Garden Program – Sheet No. 23</u> | | | | | |
| <u>Customer Rate Class – Credit, per kWh</u> | | | | | |
| Residential Service (E1R, ETR, ETR-F) | \$0.0654 | \$0.0697 | \$0.0742 | \$0.0790 | \$0.0841 |
| Commercial Service – Small (E1C) | \$0.0585 | \$0.0623 | \$0.0663 | \$0.0706 | \$0.0752 |
| Commercial Service – Small (ECS, ECS-F) | \$0.0591 | \$0.0629 | \$0.0670 | \$0.0714 | \$0.0760 |
| Commercial Service – General (E2C) | \$0.0586 | \$0.0624 | \$0.0665 | \$0.0708 | \$0.0754 |
| Commercial Service – General Time-of-Day Option (ETC) | \$0.0586 | \$0.0624 | \$0.0665 | \$0.0708 | \$0.0754 |
| Commercial Service – Medium 10 kW Minimum (ECM) | \$0.0585 | \$0.0623 | \$0.0663 | \$0.0706 | \$0.0752 |
| Commercial Service – Large 50 kW Minimum (ECL) | \$0.0564 | \$0.0601 | \$0.0640 | \$0.0682 | \$0.0726 |

Approval Date: ~~October 28, 2025~~ September 22, 2026
 Effective Date: ~~January 1, 2026~~ April 1, 2027
 Resolution No. ~~155-25~~

Note: All rates are effective January 1st of the respective year shown. Rates effective 2029 will remain effective until superseded by City Council.



ELECTRIC RATE SCHEDULES

RATE TABLE

| | | | | | |
|--|-----------------|-----------------|-----------------|-----------------|-----------------|
| <u>Industrial Service – 1,000 kWh/Day Minimum (ETL)</u> | <u>\$0.0541</u> | <u>\$0.0576</u> | <u>\$0.0613</u> | <u>\$0.0653</u> | <u>\$0.0695</u> |
| <u>Industrial Service – 100 kW Minimum (EIS)</u> | <u>\$0.0549</u> | <u>\$0.0585</u> | <u>\$0.0623</u> | <u>\$0.0663</u> | <u>\$0.0706</u> |
| <u>Industrial Service – 500 kW Minimum (E8T)</u> | <u>\$0.0514</u> | <u>\$0.0547</u> | <u>\$0.0583</u> | <u>\$0.0621</u> | <u>\$0.0661</u> |
| <u>Industrial Service – 4,000 kW Minimum (E8S)</u> | <u>\$0.0507</u> | <u>\$0.0540</u> | <u>\$0.0575</u> | <u>\$0.0612</u> | <u>\$0.0652</u> |
| <u>Industrial Service – Large Power and Light (ELG)</u> | <u>\$0.0443</u> | <u>\$0.0472</u> | <u>\$0.0503</u> | <u>\$0.0536</u> | <u>\$0.0571</u> |
| <u>Industrial Service – Time-of-Day Transmission Voltage (ETX)</u> | <u>\$0.0578</u> | <u>\$0.0616</u> | <u>\$0.0656</u> | <u>\$0.0699</u> | <u>\$0.0744</u> |
| <u>Contract Service – Military (ECD)</u> | <u>\$0.0517</u> | <u>\$0.0551</u> | <u>\$0.0587</u> | <u>\$0.0625</u> | <u>\$0.0666</u> |

Approval Date: ~~October 28, 2025~~ September 22, 2026
 Effective Date: ~~January 1, 2026~~ April 1, 2027
 Resolution No. ~~155-25~~

Note: All rates are effective January 1st of the respective year shown. Rates effective 2029 will remain effective until superseded by City Council.

ELECTRIC RATE SCHEDULES

RATE TABLE

| <u>Description</u> | <u>Rates (Note)</u> | | | | |
|--|----------------------------|------------------------|------------------------|------------------------|------------------------|
| | <u>2025</u> | <u>2026</u> | <u>2027</u> | <u>2028</u> | <u>2029</u> |
| <u>Electric Vehicle Public Charging Service – Time-of-Day – Sheet No. 25</u> | | | | | |
| <u>Level 2</u> | | | | | |
| <u>On-Peak, per kWh</u> | <u>\$0.3600</u> | <u>\$0.3800</u> | <u>\$0.4000</u> | <u>\$0.4300</u> | <u>\$0.4600</u> |
| <u>Off-Peak, per kWh</u> | <u>\$0.1300</u> | <u>\$0.1400</u> | <u>\$0.1500</u> | <u>\$0.1600</u> | <u>\$0.1700</u> |
| <u>Idle Rate, per minute</u> | <u>\$0.1100</u> | <u>\$0.1200</u> | <u>\$0.1300</u> | <u>\$0.1400</u> | <u>\$0.1500</u> |
| <u>Idle rate is applicable beginning 15 minutes after charge is complete.</u> | | | | | |
| <u>Direct Current Fast Charger (DCFC)</u> | | | | | |
| <u>On-Peak, per kWh</u> | <u>\$0.5800</u> | <u>\$0.6200</u> | <u>\$0.6600</u> | <u>\$0.7000</u> | <u>\$0.7500</u> |
| <u>Off-Peak, per kWh</u> | <u>\$0.2000</u> | <u>\$0.2100</u> | <u>\$0.2200</u> | <u>\$0.2300</u> | <u>\$0.2400</u> |
| <u>Idle Rate, per minute</u> | <u>\$0.3200</u> | <u>\$0.3400</u> | <u>\$0.3600</u> | <u>\$0.3800</u> | <u>\$0.4000</u> |
| <u>Idle rate is applicable beginning 15 minutes after charge is complete.</u> | | | | | |
| <u>Interruptible Service – Sheet No. 26</u> | | | | | |
| <u>Demand Credit, per kW, per day</u> | <u>\$0.1233</u> | | | | |
| <u>Energy Credit, per kWh</u> | <u>\$0.4500</u> | | | | |

Approval Date: September 22, 2026
 Effective Date: April 1, 2027
 Resolution No.

Note: 2025 rates are effective October 1, 2025. All other rates are effective January 1st of the respective year shown. Rates effective 2029 will remain effective until superseded by City Council.

ELECTRIC RATE SCHEDULES

RATE TABLE

| <u>Description</u> | <u>Rates</u> <small>(Note)</small> | | | |
|--|---|--------------------|--------------------|--------------------|
| | <u>2026</u> | <u>2027</u> | <u>2028</u> | <u>2029</u> |
| <u>Industrial Service – Large Load (ELL) – Sheet No. 27</u> | | | | |
| <u>Access and Facilities Charge, per day</u> | <u>\$8.9065</u> | <u>\$9.9664</u> | <u>\$11.1524</u> | <u>\$12.4795</u> |
| <u>Demand Charge Secondary, per kW, per day</u> | <u>\$0.8593</u> | <u>\$0.9616</u> | <u>\$1.0760</u> | <u>\$1.2040</u> |
| <u>System Support Charge, per kW, per day</u> | <u>\$0.0859</u> | <u>\$0.0962</u> | <u>\$0.1076</u> | <u>\$0.1204</u> |
| <u>Resource Adequacy Charge, per kW, per day</u> | <u>\$0.4110</u> | <u>\$0.4377</u> | <u>\$0.4662</u> | <u>\$0.4965</u> |
| <u>Purchased Energy Charge, per kWh</u> | <u>By Contract</u> | | | |
| <u>Purchased Capacity Charge, per kW, per day</u> | <u>By Contract</u> | | | |
| <u>Electric Cost Adjustment (ECA), per kWh</u> | <u>Sheet No. 2.17</u> | | | |
| <u>Electric Capacity Charge (ECC), per kWh</u> | <u>Sheet No. 2.18</u> | | | |

Approval Date: September 22, 2026
 Effective Date: April 1, 2027
 Resolution No.

Note: All rates are effective January 1st of the respective year shown. Rates effective 2029 will remain effective until superseded by City Council.

ELECTRIC RATE SCHEDULES

GENERAL

DEMAND DETERMINATIONS

Commercial Service (ECM, ECM-P, ECL, ECL-P)

Maximum Demand and/or Billing Demand:

Greatest 15-minute load during any block of time in the billing period.

Residential and Commercial Net Metering Demand (ETR-NMD, ECS-NMD, ECM-NMD, ECL-NMD)

Greatest 15-minute net load during any On-Peak Period in the billing period.

Industrial and Contract Service

Maximum Demand (ETL, EIS, EIS-P, E8T, E8T-P, E8S, E8S-P, ELG, ELG-P, ETX, ECD, ECD-P, ELL) (Note)

Maximum Demand is the greatest 15-minute load during any time in the billing period adjusted upward by 1% for each 1% that the power factor of Customer is below 95% lagging or leading.

Billing Demand

Energy-Wise Standard Time-of-Day Option (ETL, EIS, E8T, E8S, ELG, ETX, ECD) (Note)

On-Peak:

The greatest 15-minute load during On-Peak hours in the billing period adjusted upward by 1% for each 1% that the power factor of Customer is below 95% lagging or leading.

Off-Peak: either A or B, whichever is greater.

- A. The greatest 15-minute load during Off-Peak hours in the billing period adjusted upward by 1% for each 1% that the power factor of Customer is below 95% lagging or leading, minus the On-Peak Billing Demand. Such demand will not be less than zero.
~~On-Peak Billing Demand. Such demand will not be less than zero.~~

- B. 68% of the Maximum Demand during the last 12 billing periods, minus the On-Peak Billing Demand. Such demand will not be less than zero. Part B of Off-Peak Billing Demand is not applicable to Industrial Service – Transmission Voltage (ETX).

Energy-Wise Plus Time-of-Day ~~Peak~~ Option (EIS-P, E8T-P, E8S-P, ELG-P, ECD-P)

Demand:

The greatest 15-minute load during any time in the billing period adjusted upward by 1% for each 1% that the power factor of Customer is below 95% lagging or leading.

Industrial Service – Large Load (ELL) see Sheet No. 27.1

Approval Date: ~~October 28, 2025~~ September 22, 2026
Effective Date: ~~January 1, 2026~~ April 1, 2027
Resolution No. ~~155-25~~

Note: Demand based on net load for Customers receiving Net Metering service.



ELECTRIC RATE SCHEDULES

GENERAL

TRANSMISSION AND PRIMARY SERVICE DEMAND CHARGE CREDIT

Transmission Service Demand Charge Credit

A Transmission Service Demand Charge Credit of \$0.2738 per kW, per day will be applied to the Demand Charge Secondary for Customers receiving electric transmission service under the Industrial Service – Large Load (ELL) Rate Schedule. The credit is not applicable to all other kW, per day charges.

Primary Service Demand Charge Credit

A Primary Service Demand Charge Credit of \$0.0118 per kW, per day will be applied to all applicable Demand Charges for Customers receiving electric primary service.

RATE OPTIONS

Residential and Commercial Service – Small ~~(ETR-F, ETR-P, ECS-F, ECS-P)~~ (ETR, ETR-P, ETR-F, ETR-NMS, ETR-NMD, ECS, ECS-P, ECS-F, ECS-NMS, ECS-NMD)

Selected ~~R~~rate options will be for a minimum twelve (12) consecutive billing periods.

All Other Rate Schedules

Customers may elect a rate option as more fully set forth on subsequent Electric Rate Schedules subject to any applicable separate eligibility and contract requirements as noted. Unless otherwise noted, the initial contract period is from the rate option service start date to December 31st. Unless otherwise stated and as long as the Customer continues to meet the eligibility requirements, the rate option service contract shall be automatically renewed for an additional 12-month contract period each January 1st unless Customer provides advance written notice to Utilities not less than 30 days prior to the January 1st renewal date that Customer elects not to renew for the upcoming rate option contract year. Customers will be evaluated periodically to ensure they continue to meet the specified rate option eligibility requirements. In the event that a Customer is no longer eligible, the contract for rate option service shall not be renewed and shall automatically terminate at the end of the 12-month contract period on December 31st. Upon termination, Customer shall be required to move to the rate schedule to which they are eligible upon the end of the contract period.

TIME-OF-DAY PERIODS

On-Peak Periods are Monday through Friday excluding the holidays as defined below. Unless otherwise provided On-Peak periods are as follows:

On-Peak Periods (excluding ETC, ETL)

January through December: 5:00 p.m. to 9:00 p.m.

Approval Date: ~~October 28, 2025~~ September 22, 2026

Effective Date: ~~January 1, 2026~~ April 1, 2027

Resolution No. ~~155-25~~



ELECTRIC RATE SCHEDULES

GENERAL

~~Frozen Time-of-Day Service On-Peak Periods (ETC, ETL)~~

~~Winter (October through March): 4:00 p.m. to 10:00 p.m.~~

~~Summer (April through September): 11:00 a.m. to 6:00 p.m.~~

Approval Date: ~~October 28, 2025~~September 22, 2026
Effective Date: ~~January 1, 2026~~April 1, 2027
Resolution No. ~~155-25~~

ELECTRIC RATE SCHEDULES

GENERAL

Frozen Time-of-Day Service On-Peak Periods (ETC, ETL)

Winter (October through March): 4:00 p.m. to 10:00 p.m.

Summer (April through September): 11:00 a.m. to 6:00 p.m.

Off-Peak Saver Periods

Off-Peak Saver Periods applicable to the Energy-Wise Plus Time-of-Day Options (ETR-P, ECS-P, ECM-P, ECL-P, EIS-P, E8T-P, E8S-P, ELG-P, ECD-P) are as follows:

January through December: 9:00 a.m. to 1:00 p.m., Sunday through Saturday including holidays.

Off-Peak Periods

Unless defined as On-Peak or Off-Peak Saver, all other hours are considered Off-Peak.

Holidays

Legally observed holidays include (the 24-hour calendar day period):

- 1) New Year's Day, 2) Memorial Day, 3) Independence Day, 4) Labor Day, 5) Thanksgiving Day, and
- 6) Christmas Day. Observance of holidays is not applicable to Electric Vehicle Public Charging Service.

Critical Peak Events

Applicable to Customers receiving service under an Energy-Wise Plus Time-of-Day Option, Critical Peak events may be called by Utilities during On-Peak hours. Critical Peak events may range from one to four hours and are limited to 15 events per year. Utilities will generally announce events 24 hours in advance; however, in the event of system emergencies announcements may occur the same day as the event. Customers will be charged for all energy used during Critical Peak events including the Access and Facilities On-peak, per kWh, the Critical Peak Period, per kWh, the ECA On-Peak, per kWh, and the ECC, per kWh charges.

RULES AND REGULATIONS

Service under these rate schedules will be in accordance with the provisions of Utilities' Rules and Regulations and *Line Extension and Service Standards* for Electric and if applicable, the conditions of:

- A. any associated contract,
- B. the City Code of the City of Colorado Springs,
- C. the Colorado Revised Statutes,
- D. City Ordinances
- E. the conditions of any associated agreement with the Customer or with the Community Solar Garden Facility.

Approval Date: ~~November 12, 2024~~ September 22, 2026

Effective Date: ~~October 1, 2025~~ April 1, 2027

Resolution No. ~~172-24~~



ELECTRIC RATE SCHEDULES

GENERAL

ENERGY-WISE, ENERGY-WISE PLUS, AND FIXED SEASONAL TRANSITION TERMS AND CONDITIONS

Residential Service

Unless Utilities, at its sole discretion, determines temporarily establishing service under the Frozen Option (E1R) is in best interest of Utilities, Customers establishing service after September 30, 2025, will initially receive service under the Energy-Wise Standard Time-of-Day Option (ETR) unless request is made to receive service under the alternate Energy-Wise Plus Time-of-Day (ETR-P) or the Fixed Seasonal (ETR-F) options. With the exception for Customers receiving service under the ~~Renewable Energy~~ Net Metering Rate Schedule (which are addressed in the Net Metering Transition Terms and Conditions of these Electric Rate Schedules), Customers with standard meters receiving service under the Frozen Option (E1R) will be transitioned to service under the Energy-Wise Standard Time-of-Day Option (ETR) according to a schedule determined by Utilities. If eligible, Customers with standard meters receiving service under the Frozen Option (E1R) may request to receive service under the Energy-Wise Standard Time-of-Day (ETR), the Energy-Wise Plus Time-of-Day Option (ETR-P), or the Fixed Seasonal Option (ETR-F). However, Utilities, at its sole discretion, may decline such requests based on Utilities’ transition schedule or other operational considerations. Customers receiving service under the Frozen Option (E1R) who have chosen to receive a nonstandard meter under Utilities’ Automated-Meter Opt-Out Program will be transitioned to the Fixed Seasonal Option (ETR-F).

Commercial and Industrial Service

Service under Frozen Rate Schedules (E1C, E2C, ETC, ETL, ETLO, ETLW) is frozen to new participation, except in instances when Customers on frozen rate schedules are switched to the appropriate frozen rate schedule under Utilities’ Dynamic Rate Switching. Unless Utilities, at its sole discretion, determines temporarily establishing service under Frozen Rate Schedules (E1C, E2C, ETL) is in the best interest of Utilities, Customers establishing service after September 30, 2025, will initially receive service under the appropriate Commercial Service – Small (ECS, ECS-P, ECS-F), Commercial Service – Medium 10 kW Minimum (ECM, ECM-P), Commercial Service – Large 50 kW Minimum (ECL, ECL-P), Industrial Service – 100 kW Minimum (EIS, EIS-P), Industrial Service – 500 kW Minimum (E8T, E8T-P), or Industrial Service – 4,000 kW Minimum (E8S, E8S-P) Rate Schedule. With the exception of customers receiving service under the ~~Renewable Energy~~ Net Metering Rate Schedule (which are addressed in the Net Metering Transition Terms and Conditions of these Electric Rate Schedules), Customers receiving service under Frozen Rate Schedules (E1C, E2C, ETC, ETL, ETLO, ETLW) will be transitioned to the applicable Commercial Service – Small (ECS), Commercial Service – Medium 10 kW Minimum (ECM), ~~Commercial Service – Large 50~~

Approval Date: ~~November 12, 2024~~ September 22, 2026
Effective Date: ~~October 1, 2025~~ April 1, 2027
Resolution No. ~~172-24~~



ELECTRIC RATE SCHEDULES

GENERAL

~~kW Minimum (ECL), Industrial Service—100 kW Minimum (EIS), Industrial Service—500 kW
Minimum (EST), or Industrial Service—4,000 kW Minimum (E&S) Energy Wise Standard~~

Approval Date: ~~November 12, 2024~~ September 22, 2026
Effective Date: ~~October 1, 2025~~ April 1, 2027
Resolution No. ~~172-24~~



ELECTRIC RATE SCHEDULES

GENERAL

Commercial Service – Large 50 kW Minimum (ECL), Industrial Service – 100 kW Minimum (EIS), Industrial Service – 500 kW Minimum (E8T), or Industrial Service – 4,000 kW Minimum (E8S) Energy-Wise Standard Time-of-Day Option according to a schedule determined by Utilities. If eligible, Customers receiving service under Frozen Rate Schedules (E1C, E2C, ETC, ETL, ETLO, ETLW) may request to receive service under the applicable Commercial Service – Small (ECS, ECS-P, ECS-F), Commercial Service – Medium 10 kW Minimum (ECM, ECM-P), Commercial Service – Large 50 kW Minimum (ECL, ECL-P), Industrial Service – 100 kW Minimum (EIS, EIS-P), Industrial Service – 500 kW Minimum (E8T, E8T-P), or Industrial Service – 4,000 kW Minimum (E8S, E8S-P) Rate Schedule. However, Utilities at its sole discretion may decline such requests based on Utilities’ transition schedule or other operational considerations.

Customers receiving service under Commercial Service – Small (ECS, ECS-P), Commercial Service – Medium 10 kW Minimum (ECM, ECM-P), Commercial Service – Large 50 kW Minimum (ECL, ECL-P), Industrial Service – 100 kW Minimum (EIS, EIS-P), Industrial Service – 500 kW Minimum (E8T, E8T-P), or Industrial Service – 4,000 kW Minimum (E8S, E8S-P) Rate Schedule will be switched to the appropriate rate schedule under Utilities’ Dynamic Rate Switching. ~~Customers receiving service under the Renewable Energy Net Metering Rate Schedule will continue to receive service under the applicable frozen schedules, under Utilities Dynamic Rate Switching, until otherwise provided by Utilities.~~

Approval Date: ~~November 12, 2024~~ September 22, 2026
Effective Date: ~~October 1, 2025~~ April 1, 2027
Resolution No. ~~172-24~~

ELECTRIC RATE SCHEDULES

GENERAL

NET METERING TRANSITION TERMS AND CONDITIONS

Residential Service

Unless Utilities, at its sole discretion, determines temporarily establishing service under the Frozen Option (E1R) is in the best interest of Utilities, Customers establishing service under the Net Metering Rate Schedule, with Net Metering Agreements dated on or after April 1, 2027, will receive service under the Energy-Wise Net Metering Standard Option (ETR-NMS) unless a request is made to receive service under the alternate Net Metering Demand Option (ETR-NMD). Effective April 1, 2032, Customers receiving Net Metering service under the Frozen Option (E1R), with Net Metering Agreements dated prior to April 1, 2027, will be transitioned to service under the Energy-Wise Net Metering Standard Option (ETR-NMS), unless a request is made by eligible Customers to receive service under the alternate Net Metering Demand Option (ETR-NMD), according to a schedule determined by Utilities. Effective April 1, 2027, prior to Utilities' transition schedule, Customers receiving Net Metering service under the Frozen Option (E1R), with Net Metering Agreements dated prior to April 1, 2027, may request to receive service under the Energy-Wise Net Metering Standard Option (ETR-NMS) or the Net Metering Demand Option (ETR-NMD). However, Utilities, at its sole discretion, may decline such requests based on Utilities' transition schedule or other operational considerations.

Commercial and Industrial Service

Unless Utilities, at its sole discretion, determines temporarily establishing service under Frozen Rate Schedules (E1C, E2C) is in the best interest of Utilities, Customers establishing service under the Net Metering Rate Schedule, with Net Metering Agreements dated on or after April 1, 2027, will initially receive service under the appropriate Commercial Service – Small Energy-Wise Net Metering Standard Option (ECS-NMS), Commercial Service – Medium 10 kW Minimum Net Metering Demand Option (ECM-NMD), or Commercial Service – Large 50 kW Minimum Net Metering Demand Option (ECL-NMD), unless a request is made by eligible Customers to receive service under the Commercial Service - Small Net Metering Demand Option (ECS-NMD). Effective April 1, 2032, Customers receiving Net Metering service under the Frozen Option (E1C, E2C), with Net Metering Agreements dated prior to April 1, 2027, will be transitioned to service under the appropriate Commercial Service – Small Energy-Wise Net Metering Standard Option (ECS-NMS), Commercial Service – Medium 10 kW Minimum Net Metering Demand Option (ECM-NMD), or Commercial Service – Large 50 kW Minimum Net Metering Demand Option (ECL-NMD), unless a request is made by eligible Customers to receive service under the Commercial Service – Small Net Metering Demand Option (ECS-NMD), according to a schedule determined by Utilities.

Approval Date: September 22, 2026

Effective Date: April 1, 2027

Resolution No.

ELECTRIC RATE SCHEDULES

GENERAL

Effective April, 1, 2027, Customers receiving Net Metering service under the Frozen Options (ETL, ETLO, ETLW) will be transitioned to service under the appropriate Commercial Service Net Metering Demand Option or Industrial Energy-Wise Standard Option, according to a schedule determined by Utilities.

Effective April 1, 2027, prior to Utilities' transition schedule, Customers receiving Net Metering service under the Frozen Option (E1C, E2C), with Net Metering Agreements dated prior to April 1, 2027, may request to receive service under the appropriate Commercial Service – Small Energy-Wise Net Metering Standard Option (ECS-NMS), Commercial Service – Small Net Metering Demand Option (ECS-NMD), Commercial Service – Medium 10 kW Minimum Net Metering Demand Option (ECM-NMD), or Commercial Service – Large 50 kW Minimum Net Metering Demand Option (ECL-NMD). However, Utilities, at its sole discretion, may decline such requests based on Utilities' transition schedule or other operational considerations.

Customers receiving Net Metering service under Commercial Service – Small Energy-Wise Net Metering Standard Option (ECS-NMS), Commercial Service – Small Net Metering Demand Option (ECS-NMD), Commercial Service – Medium 10 kW Minimum Net Metering Demand Option (ECM-NMD), Commercial Service – Large 50 kW Minimum Net Metering Demand Option (ECL-NMD), Industrial Service – 100 kW Minimum (EIS), Industrial Service – 500 kW Minimum (E8T), or Industrial Service – 4,000 kW Minimum (E8S) Rate Schedule will be switched to the appropriate rate schedule under Utilities' Dynamic Rate Switching.

Approval Date: September 22, 2026
Effective Date: April 1, 2027
Resolution No.



ELECTRIC RATE SCHEDULES

RESIDENTIAL SERVICE (E1R, ETR, ETR-P, ETR-F, ETR-NMS, ETR-NMD)

AVAILABILITY

As provided in the Energy-Wise, Energy-Wise Plus, and Fixed Seasonal Transition Terms and Conditions and Net Metering Transition Terms and Conditions of these Electric Rate Schedules, service under this rate schedule is available in Utilities’ electric service territory for general residential purposes. Whether or not the end use of the electric service is residential in nature, this rate is not available for master metered or nonresidential accounts.

RATE OPTIONS

Customers may choose between the following:

A. Frozen Option (E1R)

With the exception for Customers receiving service under the ~~Renewable Energy~~ Net Metering Rate Schedule, unless Utilities determines temporarily establishing service under this option is in the best interest of Utilities, service under this option is frozen to new participation.

B. Energy-Wise Standard Time-of-Day Option (ETR)

Service under this option is not available to Customers choosing to receive a nonstandard meter under Utilities’ Automated-Meter Opt-Out Program. Service under this option is not available to customers receiving service under the ~~Renewable Energy~~ Net Metering Rate Schedule.

C. Energy-Wise Plus Time-of-Day Option (ETR-P)

Service under this option is not available to Customers who: (a) choose to receive a nonstandard meter under Utilities Automated-Meter Opt-Out Program; b) receive service under the ~~Renewable Energy~~ Net Metering Rate Schedule; c) receive service under the Community Solar Garden Bill Credit (Pilot Program) or Community Solar Garden Program Rate Schedules.

D. Fixed Seasonal Option (ETR-F)

Customers choosing to receive a nonstandard meter under Utilities’ Automated-Meter Opt-Out Program are required to receive service under this option. Service under this option is not available to customers receiving service under the ~~Renewable Energy~~ Net Metering Rate Schedule.

E. Energy-Wise Net Metering Standard Option (ETR-NMS)

Service under this option is available to customers receiving service under the Net Metering Rate Schedule. Service under this option is not available to customers receiving service under the Community Solar Garden Program Rate Schedule.

RATE

Approval Date: ~~November 12, 2024~~ September 22, 2026

Effective Date: ~~October 1, 2025~~ April 1, 2027

Resolution No. ~~172-24~~



ELECTRIC RATE SCHEDULES

RESIDENTIAL SERVICE (E1R, ETR, ETR-P, ETR-F, ETR-NMS, ETR-NMD)

~~See Rate Table for applicable charges.~~

Approval Date: ~~November 12, 2024~~ September 22, 2026
Effective Date: ~~October 1, 2025~~ April 1, 2027
Resolution No. ~~172-24~~

ELECTRIC RATE SCHEDULES

RESIDENTIAL SERVICE (E1R, ETR, ETR-P, ETR-F, ETR-NMS, ETR-NMD)

F. Net Metering Demand Option (ETR-NMD)

Service under this option is available to customers receiving service under the Net Metering Rate Schedule. Service under this option is not available to customers receiving service under the Community Solar Garden Program Rate Schedule.

RATE

See Rate Table for applicable charges.

Approval Date: September 22, 2026
Effective Date: April 1, 2027
Resolution No.



ELECTRIC RATE SCHEDULES
FROZEN COMMERCIAL SERVICE – SMALL (E1C)

AVAILABILITY

As provided in the Energy-Wise, Energy-Wise Plus, and Fixed Seasonal Transition Terms and Conditions and Net Metering Transition Terms and Conditions of these Electric Rate Schedules, service under this rate schedule is available in Utilities' electric service territory for any establishment engaged in the operation of a business or an institution, whether or not for profit, whose average daily usage (billing period kWh divided by the number of days in the billing period) does not exceed 33 kWh in any of the last 12 billing periods. ~~With the exception for Customers receiving service under the Renewable Energy Net Metering Rate Schedule,~~ unless Utilities determines temporarily establishing service under this option is in the best interest of Utilities, service under this option is frozen to new participation.

RATE

See Rate Table for applicable charges.

Approval Date: ~~November 12, 2024~~ September 22, 2026
Effective Date: ~~October 1, 2025~~ April 1, 2027
Resolution No. ~~172-24~~

ELECTRIC RATE SCHEDULES

COMMERCIAL SERVICE – SMALL (ECS, ECS-P, ECS-F, ECS-NMS, ECS-NMD)

AVAILABILITY

As provided in the Energy-Wise, Energy-Wise Plus, and Fixed Seasonal Transition Terms and Conditions and Net Metering Transition Terms and Conditions of these Electric Rate Schedules, service under this rate schedule is available in Utilities' electric service territory for any establishment engaged in the operation of a business or an institution, whether or not for profit, whose Maximum Demand is less than 10 kW in each of the last 12 billing periods.

RATE OPTIONS

Customers may choose between the following:

A. Energy-Wise Standard Time-of-Day Option (ECS)

Service under this option is not available to Customers who receive service under the ~~Renewable Energy~~ Net Metering Rate Schedule.

B. Energy-Wise Plus Time-of-Day Option (ECS-P)

Service under this option is not available to Customers who: (a) receive service under the ~~Renewable Energy~~ Net Metering Rate Schedule; (b) receive service under the Community Solar Garden Bill Credit (Pilot Program) Rate Schedule, or (c) receive service under the Community Solar Garden Program Rate Schedule.

C. Fixed Seasonal Option (ECS-F)

Service under this option is not available to customers receiving service under the ~~Renewable Energy~~ Net Metering Rate Schedule.

D. Energy-Wise Net Metering Standard Option (ECS-NMS)

Service under this option is available to customers receiving service under the Net Metering Rate Schedule. Service under this option is not available to customers receiving service under the Community Solar Garden Program Rate Schedule.

E. Net Metering Demand Option (ECS-NMD)

Service under this option is available to customers receiving service under the Net Metering Rate Schedule. Service under this option is not available to customers receiving service under the Community Solar Garden Program Rate Schedule.

RATE

See Rate Table for applicable charges.

Approval Date: ~~October 28, 2025~~September 22, 2026
Effective Date: ~~January 1, 2026~~April 1, 2027
Resolution No. ~~155-25~~



ELECTRIC RATE SCHEDULES

FROZEN COMMERCIAL SERVICE – GENERAL (E2C, ETC)

AVAILABILITY

As provided in the Energy-Wise, Energy-Wise Plus, and Fixed Seasonal Transition Terms and Conditions and Net Metering Transition Terms and Conditions of these Electric Rate Schedules, service under this rate schedule is available in Utilities' electric service territory for any establishment engaged in the operation of a business or an institution, whether or not for profit, whose average daily usage (billing period kWh divided by the number of days in the billing period) is greater than 33 kWh in any of the last 12 billing periods. This rate schedule is not available to Customers whose average daily usage equals or exceeds 1,000 kWh in any of the last 12 billing periods. ~~With the exception for Customers receiving service under the Renewable Energy Net Metering Rate Schedule, u~~Unless Utilities determines temporarily establishing service under this option is in the best interest of Utilities, service under this option is frozen to new participation.

RATE OPTIONS

Customers may choose between the following:

- A. Frozen Standard Option (E2C)
- B. Frozen Time-of-Day Option (ETC)

RATE

See Rate Table for applicable charges.

Approval Date: ~~November 12, 2024~~ September 22, 2026
 Effective Date: ~~October 1, 2025~~ April 1, 2027
 Resolution No. ~~172-24~~



ELECTRIC RATE SCHEDULES

COMMERCIAL SERVICE – MEDIUM 10 ~~k~~kW MINIMUM (ECM, ECM-P, ECM-NMD)

AVAILABILITY

As provided in the Energy-Wise, Energy-Wise Plus, and Fixed Seasonal Transition Terms and Conditions and Net Metering Transition Terms and Conditions of these Electric Rate Schedules, service under this rate schedule is available in Utilities' electric service territory for any establishment engaged in the operation of a business or an institution, whether or not for profit, whose Maximum Demand equals or exceeds 10 kW in any of the last 12 billing periods. This rate schedule is not available to Customers whose Maximum Demand equals or exceeds 50 kW in any of the last 12 billing periods.

RATE OPTIONS

Customers may choose between the following:

A. Energy-Wise Standard Time-of-Day Option (ECM)

Service under this option is not available to Customers who receive service under the ~~Renewable Energy~~-Net Metering Rate Schedule.

B. Energy-Wise Plus Time-of-Day Option (ECM-P)

Service under this option is not available to Customers who: (a) receive service under the ~~Renewable Energy~~-Net Metering Rate Schedule; (b) receive service under the Community Solar Garden Bill Credit (Pilot Program) Rate Schedule, or (c) receive service under the Community Solar Garden Program Rate Schedule.

C. Net Metering Demand Option (ECM-NMD)

Service under this option is available to customers receiving service under the Net Metering Rate Schedule. Service under this option is not available to customers receiving service under the Community Solar Garden Program Rate Schedule.

RATE

See Rate Table for applicable charges.

Approval Date: ~~November 12, 2024~~September 22, 2026
Effective Date: ~~October 1, 2025~~April 1, 2027
Resolution No. ~~172-24~~



ELECTRIC RATE SCHEDULES

COMMERCIAL SERVICE – LARGE 50 ~~k~~kW MINIMUM (ECL, ECL-P, ECL-NMD)

AVAILABILITY

As provided in the Energy-Wise, Energy-Wise Plus, and Fixed Seasonal Transition Terms and Conditions and Net Metering Transition Terms and Conditions of these Electric Rate Schedules, service under this rate schedule is available in Utilities' electric service territory for any establishment engaged in the operation of a business or an institution, whether or not for profit, whose Maximum Demand equals or exceeds 50 kW in any of the last 12 billing periods. This rate schedule is not available to Customers whose Maximum Demand equals or exceeds 100 kW in any of the last 12 billing periods.

RATE OPTIONS

Customers may choose between the following:

A. Energy-Wise Standard Time-of-Day Option (ECL)

Service under this option is not available to Customers who receive service under the ~~Renewable Energy~~-Net Metering Rate Schedule.

B. Energy-Wise Plus Time-of-Day Option (ECL-P)

Service under this option is not available to Customers who: (a) receive service under the ~~Renewable Energy~~-Net Metering Rate Schedule; (b) receive service under the Community Solar Garden Bill Credit (Pilot Program) Rate Schedule, or (c) receive service under the Community Solar Garden Program Rate Schedule.

C. Net Metering Demand Option (ECL-NMD)

Service under this option is available to customers receiving service under the Net Metering Rate Schedule. Service under this option is not available to customers receiving service under the Community Solar Garden Program Rate Schedule.

RATE

See Rate Table for applicable charges.

Approval Date: ~~November 12, 2024~~September 22, 2026
Effective Date: ~~October 1, 2025~~April 1, 2027
Resolution No. ~~172-24~~

ELECTRIC RATE SCHEDULES

FROZEN INDUSTRIAL SERVICE – 1,000 kWh/DAY MINIMUM (ETL, ETLO, ETLW)

AVAILABILITY

As provided in the Energy-Wise, Energy-Wise Plus, and Fixed Seasonal Transition Terms and Conditions and Net Metering Transition Terms and Conditions of these Electric Rate Schedules, service under this rate schedule is available in Utilities' electric service territory for Customers whose average daily usage (billing period kWh divided by the number of days in the billing period) equals or exceeds 1,000 kWh in any 12-month billing period. This rate is not available to Customers whose Maximum Demand equals or exceeds 500 kW in any of the last 12 billing periods. ~~With the exception for Customers receiving service under the Renewable Energy Net Metering Rate Schedule, u~~Unless Utilities determines temporarily establishing service under this option is in the best interest of Utilities, service under this option is frozen to new participation.

RATE OPTIONS

Customers may choose between the following:

- A. Frozen Standard Option (ETL)
- B. Frozen Non-Demand Summer Option (ETLO)
Available under separate contract, Customers may elect Non-Demand Summer Option. Customers electing this option must consume 75% or more of their 12 billing periods kWh during the Summer period (May through October).
- C. Frozen Non-Demand Winter Option (ETLW)
Available under separate contract, Customers may elect Non-Demand Winter Option. Customers electing this option must consume 75% or more of their annual calendar year kWh during the Winter period (November through April).

RATE

See Rate Table for applicable charges.

Approval Date: ~~November 12, 2024~~ September 22, 2026
Effective Date: ~~October 1, 2025~~ April 1, 2027
Resolution No. ~~172-24~~



ELECTRIC RATE SCHEDULES

INDUSTRIAL SERVICE – 100 kW MINIMUM (EIS, EIS-P)

AVAILABILITY

As provided in the Energy-Wise, Energy-Wise Plus, and Fixed Seasonal Transition Terms and Conditions of these Electric Rate Schedules, service under this rate schedule is available in Utilities' electric service territory for Customers whose Maximum Demand equals or exceeds 100 kW in any of the last 12 billing periods. Service is not available under this rate schedule for any Customer whose Maximum Demand equals or exceeds 500 kW in any of the last 12 billing periods.

RATE OPTIONS

Customers may choose between the following:

- A. Energy-Wise Standard Time-of-Day Option (EIS)

~~Service under this option is not available to Customers who receive service under the Renewable Energy Net Metering Rate Schedule.~~

- B. Energy-Wise Plus Time-of-Day Option (EIS-P)

Service under this option is not available to Customers who: (a) receive service under the ~~Renewable Energy~~ Net Metering Rate Schedule; (b) receive service under the Community Solar Garden Bill Credit (Pilot Program) Rate Schedule, or (c) receive service under the Community Solar Garden Program Rate Schedule.

RATE

See Rate Table for applicable charges.

Approval Date: ~~November 12, 2024~~ September 22, 2026
Effective Date: ~~October 1, 2025~~ April 1, 2027
Resolution No. ~~172-24~~



ELECTRIC RATE SCHEDULES

INDUSTRIAL SERVICE – 500 kW MINIMUM (E8T, E8T-P)

AVAILABILITY

As provided in the Energy-Wise, Energy-Wise Plus, and Fixed Seasonal Transition Terms and Conditions of these Electric Rate Schedules, service under this rate schedule is available in Utilities' electric service territory for Customers whose Maximum Demand equals or exceeds 500 kW in any of the last 12 billing periods. Service is not available under this rate schedule for any Customer whose Maximum Demand equals or exceeds 4,000 kW in any of the last 12 billing periods.

RATE OPTIONS

Customers may choose between the following:

- A. Energy-Wise Standard Time-of-Day Option (E8T)

- B. Energy-Wise Plus Time-of-Day Option (E8T-P)

Service under this option is not available to Customers who: (a) receive service under the ~~Renewable Energy~~ Net Metering Rate Schedule; (b) receive service under the Community Solar Garden Bill Credit (Pilot Program) Rate Schedule, or (c) receive service under the Community Solar Garden Program Rate Schedule.

RATE

See Rate Table for applicable charges.

Approval Date: ~~November 12, 2024~~September 22, 2026
 Effective Date: ~~October 1, 2025~~April 1, 2027
 Resolution No. ~~172-24~~



ELECTRIC RATE SCHEDULES

INDUSTRIAL SERVICE – 4,000 kW MINIMUM (E8S, E8S-P)

AVAILABILITY

As provided in the Energy-Wise, Energy-Wise Plus, and Fixed Seasonal Transition Terms and Conditions of these Electric Rate Schedules, service under this rate schedule is available in Utilities' electric service territory for Customers whose Maximum Demand equals or exceeds 4,000 kW in any of the last 12 billing periods. Service is not available under this rate schedule for any Customer whose Maximum Demand equals or exceeds 10,000 kW in any of the last 12 billing periods or whose Maximum Demand is reasonably expected to equal or exceed 10,000 kW in any billing period in the next 120 billing periods.

RATE OPTIONS

Customers may choose between the following:

- A. Energy-Wise Standard Time-of-Day Option (E8S)

- B. Energy-Wise Plus Time-of-Day Option (E8S-P)

Service under this option is not available to Customers who: (a) receive service under the ~~Renewable Energy~~-Net Metering Rate Schedule; (b) receive service under the Community Solar Garden Bill Credit (Pilot Program) Rate Schedule, or (c) receive service under the Community Solar Garden Program Rate Schedule.

RATE

See Rate Table for applicable charges.



ELECTRIC RATE SCHEDULES

INDUSTRIAL SERVICE – LARGE POWER AND LIGHT (ELG, ELG-P)

AVAILABILITY

Available by contract in Utilities’ electric service territory for the Customers whose aggregated Maximum Demand equals or exceeds 4,000 kW in any of the last 12 billing periods. Service is not available under this rate schedule for any Customer whose Maximum Demand equals or exceeds 10,000 kW in any of the last 12 billing periods or whose Maximum Demand is reasonably expected to equal or exceed 10,000 kW in any billing period in the next 120 billing periods. Demand aggregation may only be performed for contiguous service properties on a Customer campus setting. Customers must maintain an annual load factor of 75% or greater.

Annual load factor is derived by multiplying the annual kWh in the period by 100 and dividing by the product of the maximum real demand (prior to power factor correction) in kW and the number of hours in the period. Annual reviews will be conducted by Utilities at the end of the Customer’s annual contract period. Annual kWh will be adjusted for Customers receiving service under the Interruptible Service Rate Schedule.

Customers who select this service will be required to provide a suitable location for the aggregation equipment. Totalization charges do not apply to this offering.

RATE OPTIONS

Customers may choose between the following:

- A. Energy-Wise Standard Option (ELG)

- B. Energy-Wise Plus Time-of-Day Option (ELG-P)

Service under this option is not available to Customers who: (a) receive service under the ~~Renewable Energy~~ Net Metering Rate Schedule; (b) receive service under the Community Solar Garden Bill Credit (Pilot Program) Rate Schedule, or (c) receive service under the Community Solar Garden Program Rate Schedule.

RATE

See Rate Table for applicable charges.

Approval Date: ~~October 28, 2025~~ September 22, 2026
 Effective Date: ~~January 1, 2026~~ April 1, 2027
 Resolution No. ~~155-25~~

ELECTRIC RATE SCHEDULES

CONTRACT SERVICE – MILITARY (ECD, ECD-P, EHYDPWR, EINFPRS)

AVAILABILITY

Available by contract in Utilities' electric service territory to the United States of America at the Fort Carson Military Installation, the Peterson Space Force Base, the United States Air Force Academy, and the Cheyenne Mountain Space Force Station.

RATE OPTIONS

Customers may choose between the following:

A. Energy-Wise Standard Time-of-Day Option (ECD)

B. Energy-Wise Plus Time-of-Day Option (ECD-P)

Service under this option is not available to Customers who: (a) receive service under the ~~Renewable Energy~~-Net Metering Rate Schedule; (b) receive service under the Community Solar Garden Bill Credit (Pilot Program) Rate Schedule, or (c) receive service under the Community Solar Garden Program Rate Schedule.

RATE

See Rate Table for applicable charges.

ADDITIONAL SERVICES

In addition to the standard Contract Service to the listed military installations:

A. Military Hydroelectric Power Sales Service (EHYDPWR) is available by contract to the United States of America at the Fort Carson Military Installation for sales of electric energy for transmission over Utilities' electric system for final consumption within the geographic confines of the Fort Carson Military Installation.

B. On-site, Direct-service Solar Contract Service – USAFA (EINFPRS) is available by contract to the United States of America at the United States Air Force Academy for solar energy electric service provided from solar electric generating facilities located within the geographic confines of the United States Air Force Academy and with direct electric service from those solar electric generating facilities provided to the United States Air Force Academy.

Approval Date: ~~November 12, 2024~~ September 22, 2026
Effective Date: ~~October 1, 2025~~ April 1, 2027
Resolution No. ~~172-24~~

ELECTRIC RATE SCHEDULES

~~RENEWABLE ENERGY~~ NET METERING

AVAILABILITY

As provided in the Net Metering Transition Terms and Conditions of these Electric Rate Schedules, service under this rate schedule is available by contract in Utilities' service territory to Customers whose electric service is supplied by Utilities under any rate schedule, except as otherwise provided in these Electric Rate Schedules.

APPLICABILITY

Service under this rate schedule will be provided to Customers that either:

- A. install an eligible Renewable Energy System and execute a Utilities' Interconnection Agreement (Agreement) to participate in the Net Metering Program (Program), or
- B. lease an eligible Renewable Energy System located at their residence or business and elect to participate in the Program, and the owner of the eligible Renewable Energy System executes an Agreement.

The Program is available to Customers who either: a) own, operate, and maintain in parallel with Utilities' electric system an eligible Renewable Energy System, or b) lease an eligible Renewable Energy System and the owner of that system operates and maintains the system in parallel with Utilities' electric system.

The eligible Renewable Energy System, as defined in Section 40-2-124, C.R.S., may not be sized larger than 200% (120% if receiving service under a frozen rate schedule) of the Customer's annual kilowatt-hour usage, actual or, at Utilities' discretion estimated. The photovoltaic generation system or other approved eligible Renewable Energy System will be limited to a maximum design capacity of 15 kW alternating current (AC) for Residential Customers and 150 kW AC for Commercial and Industrial Customers. Systems with a design capacity in excess of 150 kW AC for Commercial and Industrial Customers may be considered and are subject to approval by Utilities.

NET METERING

Net Metering is, for billing purposes either:

A. Frozen, Net Metering Demand Options, and Industrial rate schedules

~~Net Metering is, for billing purposes, the~~ net consumption as measured at Utilities' service meter, such that the renewable energy production need not be separately measured by the service meter other than for informational purposes. Net Metering is available at Utilities' totalized meters to Industrial Customers receiving totalization service under these Electric Rate Schedules. In the event that net metering is negative such that the eligible Renewable Energy System production is greater

Approval Date: ~~November 12, 2024~~ September 22, 2026

Effective Date: ~~October 1, 2025~~ April 1, 2027

Resolution No. ~~172-24~~



Colorado Springs Utilities
It's how we're all connected

City Council Volume No. 6

~~Third-Fourth~~ Revised Sheet No. 20

Cancels ~~Second-Third~~ Revised Sheet No. 20

ELECTRIC RATE SCHEDULES

~~RENEWABLE ENERGY~~ NET METERING

~~than the Customer's consumption in any month, Utilities will allow excess generation credits (kilowatt hours) to be carried over and applied to the following month(s).~~

Approval Date: ~~November 12, 2024~~ September 22, 2026
Effective Date: ~~October 1, 2025~~ April 1, 2027
Resolution No. ~~172-24~~

ELECTRIC RATE SCHEDULES

~~RENEWABLE ENERGY~~ NET METERING

than the Customer's consumption in any month, Utilities will allow excess generation credits (kilowatt-hours) to be carried over and applied to the following month(s). Any excess generation credits accrued will be credited to the Customer's account annually at the Small Power Producers and Cogeneration Service Rate Schedule. Customers receiving service under a rate schedule subject to the Fixed ECA will have credits calculated at the Small Power Producers and Cogeneration Service Rate Schedule as follows: 14% of the On-Peak Rate plus 86% of the Off-Peak Rate. Customers will be billed the applicable per day Access and Facilities Charges and Demand Charges each month regardless of excess generation during that month.

B. Energy-Wise Net Metering Standard Options

Net consumption for the billing period, measured as energy delivered by Utilities, shall be billed at the applicable On-Peak and Off-Peak rates. Excess production for the billing period, measured as energy received by Utilities from the Customer's Renewable Energy System, shall be credited at the applicable On-Peak and Off-Peak rates. Customers will be billed the applicable per day Access and Facilities Charges and Grid Access Charges each month regardless of net consumption and excess production during that month.

RATE

See Rate Table.

Prior to April 1, 2027, The Customers receiving service under a Frozen or Industrial rate schedule, may make a one-time election, in writing, on or before the end of a calendar year, to request that the excess kilowatt-hours be carried forward as a credit from month-to-month indefinitely until the Customer terminates service with Utilities, at which time no payment shall be required from Utilities for any remaining excess kilowatt hour credits supplied by the Customer.

Prior to April 1, 2032, Residential and Commercial Customers on Frozen rate schedules who have elected to indefinitely carry forward kilowatt-hours, must choose, and continue to receive service under the applicable Net Metering Demand option to continue the indefinite carry-forward of credits. If at any time a Customer chooses, or is transitioned to an Energy-Wise Net Metering Standard Option under Energy Wise Net Metering Transition Terms and Conditions of these Electric Rate Schedules, any excess generation credits accrued will be credited to the Customer's account at the applicable Energy-Wise Access and Facilities, per kWh, ECA, and ECC rate schedules, with credits applied as follows: 6% Summer On-Peak, 29% Summer Off-Peak, 10% Winter On-Peak, 55% Winter Off-Peak.

Approval Date: ~~November 12, 2024~~ September 22, 2026
Effective Date: ~~October 1, 2025~~ April 1, 2027
Resolution No. ~~172-24~~



ELECTRIC RATE SCHEDULES

~~RENEWABLE ENERGY~~ NET METERING

~~All electric power and energy delivered by Utilities to the Customer under this rate schedule will be received and paid for by the Customer at the applicable Residential, Commercial or Industrial Service Rate Schedule. All applicable Access and Facilities charges, ECA and ECC will apply.~~

RENEWABLE ENERGY CREDITS

~~Renewable Energy Credits as referenced in Section 40-2-124.1(d), C.R.S., are the environmental attributes of renewable energy generation. A Renewable Energy Credit represents one MWh of renewable energy that is physically metered and verified. If a rebate or an incentive payment has been made by Utilities to the Customer, then Utilities shall own all Renewable Energy Credits or other environmental attributes generated under this tariff as provided for in the policies, rules, and agreement related to the rebate or incentive program and that are accepted by the Customer.~~

Approval Date: ~~November 12, 2024~~September 22, 2026
Effective Date: ~~October 1, 2025~~April 1, 2027
Resolution No. ~~172-24~~

ELECTRIC RATE SCHEDULES

NET METERING

All electric power and energy delivered by Utilities to the Customer under this rate schedule will be received and paid for by the Customer at the applicable Residential, Commercial or Industrial Service Rate Schedule. All applicable Access and Facilities, Grid Access, Demand, ECA, and ECC charges will apply.

RENEWABLE ENERGY CREDITS

Renewable Energy Credits as referenced in Section 40-2-124.1(d), C.R.S., are the environmental attributes of renewable energy generation. A Renewable Energy Credit represents one MWh of renewable energy that is physically metered and verified. If a rebate or an incentive payment has been made by Utilities to the Customer, then Utilities shall own all Renewable Energy Credits or other environmental attributes generated under this tariff as provided for in the policies, rules, and agreement related to the rebate or incentive program and that are accepted by the Customer.

Approval Date: September 22, 2026
Effective Date: April 1, 2027
Resolution No. _____



ELECTRIC RATE SCHEDULES

COMMUNITY SOLAR GARDEN PROGRAM

AVAILABILITY

The Community Solar Garden Program (Program) is available under the terms and conditions of this rate schedule to all Customers taking service under Utilities’ Electric Rate Schedules with the following exceptions: (a) Energy-Wise Plus Time-of-Day Peak Options (ETR-P, ECS-P, ECM-P, ECL-P, EIS-P, E8T-P, E8S-P, ELG-P, ECD-P), (b) Commercial Service – Non-Metered (ENM), (c) Contract Service – Military Wheeling (ECW), (d) Contract Service – Traffic Signals (E2T), (e) Contract Service – Street Lighting (E7SL), (f) Electric Cost Adjustment (ECA), (g) Electric Capacity Charge (ECC), (h) Totalization Service, (i) Enhanced Power Service, (j) ~~Renewable Energy~~ Net Metering, (k) Small Power Producers & Cogeneration Service, and (l) Community Solar Garden Bill Credit (Pilot Program). All Customers that participate under this rate schedule must hold evidence of ownership to, a subscription as evidence of beneficial use of, or an entitlement to the electric generating capacity of a Community Solar Garden Facility (Customer Solar Garden Interest). Customers may choose any Community Solar Garden Facility that conforms to this rate schedule.

The choice of a Community Solar Garden Facility and the purchase of a Customer Solar Garden Interest is solely the responsibility of the Customer and are undertaken at the Customer’s risk. Utilities makes no representations or warranties concerning the Community Solar Garden Facility and its operation and maintenance and its financial viability or the continued usefulness of any Customer Solar Garden Interest.

COMMUNITY SOLAR GARDEN FACILITY

A Community Solar Garden Facility for purposes of this rate schedule is a photovoltaic electric generating installation having a nameplate rating of not less than 0.5 megawatts Alternating Current (MWAC) and not more than 2.0 MWAC in electric generating capacity and the owning entity that has executed an Interconnection Agreement with Utilities. If the Interconnection Agreement is extended, Utilities will retain the Renewable Energy Credits through the extension period at no additional cost. The physical location of any Community Solar Garden Facility under this rate schedule shall be within the electric service territory of Utilities and any electric power produced by the Community Solar Garden Facility shall be consumed within the electric service territory of Utilities. All costs of interconnection for the Community Solar Garden Facility shall be borne and paid by the legal owner of the Community Solar Garden Facility.

This Program will allow for up to 2.0 MWAC of electric generating capacity to be added to Utilities’ portfolio of Distributed Generation resources.

Approval Date: ~~October 28, 2025~~ September 22, 2026
Effective Date: ~~January 1, 2026~~ April 1, 2027
Resolution No. ~~155-25~~

Electric
Final Tariff Sheets



| |
|--------------------------------|
| ELECTRIC RATE SCHEDULES |
| TABLE OF CONTENTS |

| <u>DESCRIPTION</u> | <u>SHEET NO.</u> |
|---|-------------------------|
| Rate Table | 2 |
| General | 3 |
| Residential Service (Frozen E1R, ETR, ETR-P, ETR-F, ETR-NMS, ETR-NMD) | 4 |
| Frozen Commercial Service – Small (E1C)..... | 5 |
| Commercial Service – Non-Metered (ENM) | 5.1 |
| Commercial Service – Small (ECS, ECS-P, ECS-F, ECS-NMS, ECS-NMD) | 5.2 |
| Frozen Commercial Service – General (E2C, ETC)..... | 6 |
| Commercial Service – Medium 10 kW Minimum (ECM, ECM-P, ECM-NMD)..... | 6.1 |
| Commercial Service – Large 50 kW Minimum (ECL, ECL-P, ECL-NMD) | 6.2 |
| Frozen Industrial Service –1,000 kWh/Day Minimum (ETL, ETLO, ETLW) | 7 |
| Industrial Service – 100 kW Minimum (EIS, EIS-P) | 7.1 |
| Industrial Service – 500 kW Minimum (E8T, E8T-P)..... | 8 |
| Industrial Service – 4,000 kW Minimum (E8S, E8S-P)..... | 9 |
| Industrial Service – Large Power and Light (ELG, ELG-P)..... | 10 |
| Industrial Service – Transmission Voltage (ETX)..... | 11 |
| Contract Service – Military (ECD, ECD-P, EHYDPWR, EINFPRS)..... | 12 |
| Contract Service – Military Wheeling (ECW)..... | 13 |
| Contract Service – Traffic Signals (E2T)..... | 14 |
| Contract Service – Street Lighting (E7SL)..... | 15 |
| Electric Cost Adjustment (ECA)..... | 16 |
| Electric Capacity Charge (ECC)..... | 17 |
| Totalization Service | 18 |
| Enhanced Power Service..... | 19 |
| Net Metering | 20 |
| Small Power Producers and Cogeneration Service..... | 21 |
| Community Solar Garden Bill Credit (Pilot Program) | 22 |
| Community Solar Garden Program | 23 |
| Green Power Service..... | 24 |
| Electric Vehicle Public Charging Service – Time-of-Day..... | 25 |
| Interruptible Service..... | 26 |
| Industrial Service – Large Load (ELL)..... | 27 |
| Approval Date: September 22, 2026 | |
| Effective Date: April 1, 2027 | |
| Resolution No. | |



| |
|--------------------------------|
| ELECTRIC RATE SCHEDULES |
| RATE TABLE |

Billing statements are the sum of rate components listed below each available service.

| Description | Rates ^(Note) | | | | |
|---|-------------------------|----------|----------|----------|----------|
| | 2025 | 2026 | 2027 | 2028 | 2029 |
| Residential Service (EIR, ETR, ETR-P, ETR-F, ETR-NMS, ETR-NMD) – Sheet No. 4 | | | | | |
| Frozen Option (EIR) | | | | | |
| Access and Facilities Charge, per day | \$0.6421 | \$0.6832 | \$0.7269 | \$0.7734 | \$0.8229 |
| Access and Facilities Charge, per kWh | \$0.0876 | \$0.0932 | \$0.0992 | \$0.1055 | \$0.1123 |
| Electric Cost Adjustment (ECA), per kWh | Sheet No. 2.17 | | | | |
| Electric Capacity Charge (ECC), per kWh | Sheet No. 2.18 | | | | |
| Energy-Wise Standard Time-of-Day Option (ETR) | | | | | |
| Access and Facilities Charge, per day | \$0.6421 | \$0.6832 | \$0.7269 | \$0.7734 | \$0.8229 |
| Access and Facilities Charge: | | | | | |
| Winter (October – May) On-Peak, per kWh | \$0.1364 | \$0.1451 | \$0.1544 | \$0.1643 | \$0.1748 |
| Winter (October – May) Off-Peak, per kWh | \$0.0682 | \$0.0726 | \$0.0772 | \$0.0821 | \$0.0874 |
| Summer (June – September) On-Peak, per kWh | \$0.2728 | \$0.2903 | \$0.3089 | \$0.3287 | \$0.3497 |
| Summer (June – September) Off-Peak, per kWh | \$0.0682 | \$0.0726 | \$0.0772 | \$0.0821 | \$0.0874 |
| Electric Cost Adjustment (ECA): | | | | | |
| On-Peak, per kWh | Sheet No. 2.17 | | | | |
| Off-Peak, per kWh | Sheet No. 2.17 | | | | |
| Electric Capacity Charge (ECC), per kWh | Sheet No. 2.18 | | | | |
| Energy-Wise Plus Time-of-Day Option (ETR-P) | | | | | |
| Access and Facilities Charge, per day | \$0.6421 | \$0.6832 | \$0.7269 | \$0.7734 | \$0.8229 |
| Access and Facilities Charge: | | | | | |
| Winter (October – May) On-Peak, per kWh | \$0.0891 | \$0.0948 | \$0.1009 | \$0.1074 | \$0.1143 |
| Winter (October – May) Off-Peak, per kWh | \$0.0730 | \$0.0777 | \$0.0827 | \$0.0880 | \$0.0936 |
| Winter (October – May) Off-Peak Saver, per kWh | \$0.0477 | \$0.0508 | \$0.0541 | \$0.0576 | \$0.0613 |
| Summer (June – September) On-Peak, per kWh | \$0.2175 | \$0.2314 | \$0.2462 | \$0.2620 | \$0.2788 |

Approval Date: September 22, 2026
 Effective Date: April 1, 2027
 Resolution No.

Note: 2025 rates are effective October 1, 2025. All other rates are effective January 1st of the respective year shown. Rates effective 2029 will remain effective until superseded by City Council.



ELECTRIC RATE SCHEDULES

RATE TABLE

| Description | Rates ^(Note) | | | | |
|--|-------------------------|----------|----------|----------|----------|
| | 2025 | 2026 | 2027 | 2028 | 2029 |
| Summer (June – September) Off-Peak, per kWh | \$0.0730 | \$0.0777 | \$0.0827 | \$0.0880 | \$0.0936 |
| Summer (June – September) Off-Peak Saver, per kWh | \$0.0517 | \$0.0550 | \$0.0585 | \$0.0622 | \$0.0662 |
| Critical Peak Period (During Event Hours), per kWh | \$0.6613 | \$0.7036 | \$0.7486 | \$0.7965 | \$0.8475 |
| Electric Cost Adjustment (ECA): | | | | | |
| On-Peak, per kWh | Sheet No. 2.17 | | | | |
| Off-Peak, per kWh | Sheet No. 2.17 | | | | |
| Off-Peak Saver, per kWh | Sheet No. 2.17 | | | | |
| Electric Capacity Charge (ECC), per kWh | Sheet No. 2.18 | | | | |
| Fixed Seasonal Option (ETR-F) | | | | | |
| Access and Facilities Charge, per day | \$0.7316 | \$0.7784 | \$0.8282 | \$0.8812 | \$0.9376 |
| Access and Facilities Charge: | | | | | |
| Winter (October – May), per kWh | \$0.0763 | \$0.0812 | \$0.0864 | \$0.0919 | \$0.0978 |
| Summer (June – September), per kWh | \$0.1007 | \$0.1071 | \$0.1140 | \$0.1213 | \$0.1291 |
| Electric Cost Adjustment (ECA), per kWh | Sheet No. 2.17 | | | | |
| Electric Capacity Charge (ECC), per kWh | Sheet No. 2.18 | | | | |
| Energy-Wise Net Metering Standard Option (ETR-NMS) – Sheet No. 2.20 | | | | | |
| Net Metering Demand Option (ETR-NMD) – Sheet No. 2.20 | | | | | |
| Frozen Commercial Service – Small (EIC) – Sheet No. 5 | | | | | |
| Access and Facilities Charge, per day | \$0.6421 | \$0.6832 | \$0.7269 | \$0.7734 | \$0.8229 |
| Access and Facilities Charge, per kWh | \$0.0876 | \$0.0932 | \$0.0992 | \$0.1055 | \$0.1123 |
| Electric Cost Adjustment (ECA), per kWh | Sheet No. 2.17 | | | | |
| Electric Capacity Charge (ECC), per kWh | Sheet No. 2.18 | | | | |
| Commercial Service – Non-Metered (ENM) – Sheet No. 5.1 | | | | | |
| Access and Facilities Charge, per kWh | \$0.1172 | \$0.1295 | \$0.1431 | \$0.1581 | \$0.1747 |
| Electric Cost Adjustment (ECA), per kWh | Sheet No. 2.17 | | | | |
| Electric Capacity Charge (ECC), per kWh | Sheet No. 2.18 | | | | |

Approval Date: September 22, 2026
 Effective Date: April 1, 2027
 Resolution No.

Note: 2025 rates are effective October 1, 2025. All other rates are effective January 1st of the respective year shown. Rates effective 2029 will remain effective until superseded by City Council.



ELECTRIC RATE SCHEDULES

RATE TABLE

| Description | Rates ^(Note) | | | | |
|---|-------------------------|----------|----------|----------|----------|
| | 2025 | 2026 | 2027 | 2028 | 2029 |
| Commercial Service – Small (ECS, ECS-P, ECS-F, ECS-NMS, ECS-NMD) – Sheet No. 5.2 | | | | | |
| Energy-Wise Standard Time-of-Day Option (ECS) | | | | | |
| Access and Facilities Charge, per day | \$0.6421 | \$0.6832 | \$0.7269 | \$0.7734 | \$0.8229 |
| Access and Facilities Charge: | | | | | |
| Winter (October – May) On-Peak, per kWh | \$0.1330 | \$0.1415 | \$0.1506 | \$0.1602 | \$0.1705 |
| Winter (October – May) Off-Peak, per kWh | \$0.0665 | \$0.0708 | \$0.0753 | \$0.0801 | \$0.0852 |
| Summer (June – September) On-Peak, per kWh | \$0.2659 | \$0.2829 | \$0.3010 | \$0.3203 | \$0.3408 |
| Summer (June – September) Off-Peak, per kWh | \$0.0665 | \$0.0708 | \$0.0753 | \$0.0801 | \$0.0852 |
| Electric Cost Adjustment (ECA): | | | | | |
| On-Peak, per kWh | Sheet No. 2.17 | | | | |
| Off-Peak, per kWh | Sheet No. 2.17 | | | | |
| Electric Capacity Charge (ECC), per kWh | Sheet No. 2.18 | | | | |
| Energy-Wise Plus Time-of-Day Option (ECS-P) | | | | | |
| Access and Facilities Charge, per day | \$0.6421 | \$0.6832 | \$0.7269 | \$0.7734 | \$0.8229 |
| Access and Facilities Charge: | | | | | |
| Winter (October – May) On-Peak, per kWh | \$0.0838 | \$0.0892 | \$0.0949 | \$0.1010 | \$0.1075 |
| Winter (October – May) Off-Peak, per kWh | \$0.0710 | \$0.0755 | \$0.0803 | \$0.0854 | \$0.0909 |
| Winter (October – May) Off-Peak Saver, per kWh | \$0.0503 | \$0.0535 | \$0.0569 | \$0.0605 | \$0.0644 |
| Summer (June – September) On-Peak, per kWh | \$0.2180 | \$0.2320 | \$0.2468 | \$0.2626 | \$0.2794 |
| Summer (June – September) Off-Peak, per kWh | \$0.0710 | \$0.0755 | \$0.0803 | \$0.0854 | \$0.0909 |
| Summer (June – September) Off-Peak Saver, per kWh | \$0.0554 | \$0.0589 | \$0.0627 | \$0.0667 | \$0.0710 |
| Critical Peak Period (During Event Hours), per kWh | \$0.6613 | \$0.7036 | \$0.7486 | \$0.7965 | \$0.8475 |
| Electric Cost Adjustment (ECA): | | | | | |
| On-Peak, per kWh | Sheet No. 2.17 | | | | |
| Off-Peak, per kWh | Sheet No. 2.17 | | | | |

Approval Date: September 22, 2026
 Effective Date: April 1, 2027
 Resolution No.

Note: 2025 rates are effective October 1, 2025. All other rates are effective January 1st of the respective year shown. Rates effective 2029 will remain effective until superseded by City Council.



ELECTRIC RATE SCHEDULES

RATE TABLE

| Description | Rates ^(Note) | | | | |
|--|-------------------------|----------|----------|----------|----------|
| | 2025 | 2026 | 2027 | 2028 | 2029 |
| Off-Peak Saver, per kWh | Sheet No. 2.17 | | | | |
| Electric Capacity Charge (ECC), per kWh | Sheet No. 2.18 | | | | |
| Fixed Seasonal Option (ECS-F) | | | | | |
| Access and Facilities Charge, per day | \$0.7549 | \$0.8032 | \$0.8546 | \$0.9093 | \$0.9675 |
| Access and Facilities Charge: | | | | | |
| Winter (October – May), per kWh | \$0.0739 | \$0.0786 | \$0.0836 | \$0.0890 | \$0.0947 |
| Summer (June – September), per kWh | \$0.0782 | \$0.0832 | \$0.0885 | \$0.0942 | \$0.1002 |
| Electric Cost Adjustment (ECA): | Sheet No. 2.17 | | | | |
| Electric Capacity Charge (ECC), per kWh | Sheet No. 2.18 | | | | |
| Energy-Wise Net Metering Standard Option (ECS-NMS) – Sheet No. 2.21 | | | | | |
| Net Metering Demand Option (ECS-NMD) – Sheet No. 2.21 | | | | | |
| Frozen Commercial Service – General (E2C, ETC) – Sheet No. 6 | | | | | |
| Frozen Standard Option (E2C) | | | | | |
| Access and Facilities Charge, per day | \$1.0500 | \$1.1130 | \$1.1798 | \$1.2506 | \$1.3256 |
| Access and Facilities Charge, per kWh | \$0.0748 | \$0.0793 | \$0.0840 | \$0.0891 | \$0.0944 |
| Electric Cost Adjustment (ECA): | Sheet No. 2.17 | | | | |
| Electric Capacity Charge (ECC), per kWh | Sheet No. 2.18 | | | | |
| Frozen Time-of-Day Option (ETC) | | | | | |
| Access and Facilities Charge, per day | \$1.0500 | \$1.1130 | \$1.1798 | \$1.2506 | \$1.3256 |
| Access and Facilities Charge: | | | | | |
| On-Peak, per kWh | \$0.1384 | \$0.1467 | \$0.1555 | \$0.1648 | \$0.1747 |
| Off-Peak, per kWh | \$0.0554 | \$0.0587 | \$0.0622 | \$0.0660 | \$0.0699 |
| Electric Cost Adjustment (ECA): | Sheet No. 2.17 | | | | |
| On-Peak, per kWh | Sheet No. 2.17 | | | | |
| Off-Peak, per kWh | Sheet No. 2.17 | | | | |
| Electric Capacity Charge (ECC), per kWh | Sheet No. 2.18 | | | | |

Approval Date: September 22, 2026
 Effective Date: April 1, 2027
 Resolution No.

Note: 2025 rates are effective October 1, 2025. All other rates are effective January 1st of the respective year shown. Rates effective 2029 will remain effective until superseded by City Council.



ELECTRIC RATE SCHEDULES

RATE TABLE

| Description | Rates ^(Note) | | | | |
|--|-------------------------|----------|----------|----------|----------|
| | 2025 | 2026 | 2027 | 2028 | 2029 |
| Commercial Service – Medium 10 kW Minimum (ECM, ECM-P, ECM-NMD) – Sheet No. 6.1 | | | | | |
| Energy-Wise Standard Time-of-Day Option (ECM) | | | | | |
| Access and Facilities Charge, per day | \$0.9826 | \$1.0416 | \$1.1041 | \$1.1703 | \$1.2405 |
| Demand Charge Secondary: | | | | | |
| Winter (October – May), per kW, per day | \$0.0160 | \$0.0170 | \$0.0180 | \$0.0191 | \$0.0202 |
| Summer (June – September), per kW, per day | \$0.0364 | \$0.0386 | \$0.0409 | \$0.0434 | \$0.0460 |
| Access and Facilities Charge: | | | | | |
| Winter (October – May) On-Peak, per kWh | \$0.0907 | \$0.0961 | \$0.1019 | \$0.1080 | \$0.1145 |
| Winter (October – May) Off-Peak, per kWh | \$0.0648 | \$0.0687 | \$0.0728 | \$0.0772 | \$0.0818 |
| Summer (June – September) On-Peak, per kWh | \$0.1086 | \$0.1151 | \$0.1220 | \$0.1293 | \$0.1371 |
| Summer (June – September) Off-Peak, per kWh | \$0.0648 | \$0.0687 | \$0.0728 | \$0.0772 | \$0.0818 |
| Electric Cost Adjustment (ECA): | | | | | |
| On-Peak, per kWh | Sheet No. 2.17 | | | | |
| Off-Peak, per kWh | Sheet No. 2.17 | | | | |
| Electric Capacity Charge (ECC), per kWh | Sheet No. 2.18 | | | | |
| Energy-Wise Plus Time-of-Day Option (ECM-P) | | | | | |
| Access and Facilities Charge, per day | \$0.9826 | \$1.0416 | \$1.1041 | \$1.1703 | \$1.2405 |
| Demand Charge Secondary: | | | | | |
| Winter (October – May), per kW, per day | \$0.0610 | \$0.0647 | \$0.0686 | \$0.0727 | \$0.0771 |
| Summer (June – September), per kW, per day | \$0.0689 | \$0.0730 | \$0.0774 | \$0.0820 | \$0.0869 |
| Access and Facilities Charge: | | | | | |
| Winter (October – May) On-Peak, per kWh | \$0.0616 | \$0.0653 | \$0.0692 | \$0.0734 | \$0.0778 |
| Winter (October – May) Off-Peak, per kWh | \$0.0497 | \$0.0527 | \$0.0559 | \$0.0593 | \$0.0629 |
| Winter (October – May) Off-Peak Saver, per kWh | \$0.0318 | \$0.0337 | \$0.0357 | \$0.0378 | \$0.0401 |
| Summer (June – September) On-Peak, per kWh | \$0.1935 | \$0.2051 | \$0.2174 | \$0.2304 | \$0.2442 |

Approval Date: September 22, 2026
 Effective Date: April 1, 2027
 Resolution No.

Note: 2025 rates are effective October 1, 2025. All other rates are effective January 1st of the respective year shown. Rates effective 2029 will remain effective until superseded by City Council.



ELECTRIC RATE SCHEDULES

RATE TABLE

| Description | Rates ^(Note) | | | | |
|---|-------------------------|----------|----------|----------|----------|
| | 2025 | 2026 | 2027 | 2028 | 2029 |
| Summer (June – September) Off-Peak, per kWh | \$0.0497 | \$0.0527 | \$0.0559 | \$0.0593 | \$0.0629 |
| Summer (June – September) Off-Peak Saver, per kWh | \$0.0363 | \$0.0385 | \$0.0408 | \$0.0432 | \$0.0458 |
| Critical Peak Period (During Event Hours), per kWh | \$0.6781 | \$0.7188 | \$0.7619 | \$0.8076 | \$0.8561 |
| Electric Cost Adjustment (ECA): | | | | | |
| On-Peak, per kWh | Sheet No. 2.17 | | | | |
| Off-Peak, per kWh | Sheet No. 2.17 | | | | |
| Off-Peak Saver, per kWh | Sheet No. 2.17 | | | | |
| Electric Capacity Charge (ECC), per kWh | Sheet No. 2.18 | | | | |
| Net Metering Demand Option (ECM-NMD) – Sheet No. 2.22 | | | | | |
| Commercial Service – Large 50 kW Minimum (ECL, ECL-P, ECL-NMD) – Sheet No. 6.2 | | | | | |
| Energy-Wise Standard Time-of-Day Option (ECL) | | | | | |
| Access and Facilities Charge, per day | \$1.4598 | \$1.5474 | \$1.6402 | \$1.7386 | \$1.8429 |
| Demand Charge Secondary: | | | | | |
| Winter (October – May), per kW, per day | \$0.0172 | \$0.0182 | \$0.0193 | \$0.0205 | \$0.0217 |
| Summer (June – September), per kW, per day | \$0.0480 | \$0.0509 | \$0.0540 | \$0.0572 | \$0.0606 |
| Access and Facilities Charge: | | | | | |
| Winter (October – May) On-Peak, per kWh | \$0.0839 | \$0.0889 | \$0.0942 | \$0.0999 | \$0.1059 |
| Winter (October – May) Off-Peak, per kWh | \$0.0595 | \$0.0631 | \$0.0669 | \$0.0709 | \$0.0752 |
| Summer (June – September) On-Peak, per kWh | \$0.0993 | \$0.1053 | \$0.1116 | \$0.1183 | \$0.1254 |
| Summer (June – September) Off-Peak, per kWh | \$0.0595 | \$0.0631 | \$0.0669 | \$0.0709 | \$0.0752 |
| Electric Cost Adjustment (ECA): | | | | | |
| On-Peak, per kWh | Sheet No. 2.17 | | | | |
| Off-Peak, per kWh | Sheet No. 2.17 | | | | |
| Electric Capacity Charge (ECC), per kWh | Sheet No. 2.18 | | | | |
| Energy-Wise Plus Time-of-Day Option (ECL-P) | | | | | |
| Access and Facilities Charge, per day | \$1.4598 | \$1.5474 | \$1.6402 | \$1.7386 | \$1.8429 |

Approval Date: September 22, 2026
 Effective Date: April 1, 2027
 Resolution No.

Note: 2025 rates are effective October 1, 2025. All other rates are effective January 1st of the respective year shown. Rates effective 2029 will remain effective until superseded by City Council.



ELECTRIC RATE SCHEDULES

RATE TABLE

| Description | Rates ^(Note) | | | | |
|--|-------------------------|----------|----------|----------|----------|
| | 2025 | 2026 | 2027 | 2028 | 2029 |
| Demand Charge Secondary: | | | | | |
| Winter (October – May), per kW, per day | \$0.0756 | \$0.0801 | \$0.0849 | \$0.0900 | \$0.0954 |
| Summer (June – September), per kW, per day | \$0.0937 | \$0.0993 | \$0.1053 | \$0.1116 | \$0.1183 |
| Access and Facilities Charge: | | | | | |
| Winter (October – May) On-Peak, per kWh | \$0.0564 | \$0.0598 | \$0.0634 | \$0.0672 | \$0.0712 |
| Winter (October – May) Off-Peak, per kWh | \$0.0443 | \$0.0470 | \$0.0498 | \$0.0528 | \$0.0560 |
| Winter (October – May) Off-Peak Saver, per kWh | \$0.0266 | \$0.0282 | \$0.0299 | \$0.0317 | \$0.0336 |
| Summer (June – September) On-Peak, per kWh | \$0.1707 | \$0.1809 | \$0.1918 | \$0.2033 | \$0.2155 |
| Summer (June – September) Off-Peak, per kWh | \$0.0443 | \$0.0470 | \$0.0498 | \$0.0528 | \$0.0560 |
| Summer (June – September) Off-Peak Saver, per kWh | \$0.0306 | \$0.0324 | \$0.0343 | \$0.0364 | \$0.0386 |
| Critical Peak Period (During Event Hours), per kWh | \$0.5878 | \$0.6231 | \$0.6605 | \$0.7001 | \$0.7421 |
| Electric Cost Adjustment (ECA): | | | | | |
| On-Peak, per kWh | Sheet No. 2.17 | | | | |
| Off-Peak, per kWh | Sheet No. 2.17 | | | | |
| Off-Peak Saver, per kWh | Sheet No. 2.17 | | | | |
| Electric Capacity Charge (ECC), per kWh | Sheet No. 2.18 | | | | |
| Net Metering Demand Option (ECL-NMD) – Sheet No. 2.22 | | | | | |
| Frozen Industrial Service – 1,000 kWh/Day Minimum (ETL, ETLO, ETLW) – Sheet No. 7 | | | | | |
| Frozen Standard Option (ETL) | | | | | |
| Access and Facilities Charge, per day | \$3.5132 | \$3.7187 | \$3.9363 | \$4.1665 | \$4.4103 |
| Demand Charge Secondary: | | | | | |
| On-Peak, per kW, per day | \$0.8459 | \$0.8954 | \$0.9478 | \$1.0032 | \$1.0619 |
| Off-Peak, per kW, per day | \$0.5498 | \$0.5820 | \$0.6160 | \$0.6520 | \$0.6902 |
| Electric Cost Adjustment (ECA): | | | | | |
| On-Peak, per kWh | Sheet No. 2.17 | | | | |
| Off-Peak, per kWh | Sheet No. 2.17 | | | | |

Approval Date: September 22, 2026
 Effective Date: April 1, 2027
 Resolution No.

Note: 2025 rates are effective October 1, 2025. All other rates are effective January 1st of the respective year shown. Rates effective 2029 will remain effective until superseded by City Council.



| |
|--------------------------------|
| ELECTRIC RATE SCHEDULES |
| RATE TABLE |

| Description | Rates |
|---|----------|
| Electric Cost Adjustment (ECA) – Sheet No. 16 | |
| Fixed ECA, per kWh (E1R, ETR-F, ETR-NMD, E1C, ENM, ECS-F, ECS-NMD, E2C, ECM-NMD, ECL-NMD, ETLO, ETLW, ELG, E2T, E7SL, ELL) | \$0.0233 |
| Energy-Wise Standard Time-of-Day ECA ^(Note) (ETR, ETR-NMS, ECS, ECS-NMS, ETC, ECM, ECL, ETX, ETL, EIS, E8T, E8S, ECD) | |
| On-Peak, per kWh | \$0.0411 |
| Off-Peak, per kWh | \$0.0206 |
| Energy-Wise Net Metering Standard Option ECA (ETR-NMS, ECS-NMS) | |
| On-Peak Net Excess Production Credit, per kWh | \$0.0411 |
| Off-Peak Net Excess Production Credit, per kWh | \$0.0206 |
| Energy-Wise Plus Time-of-Day Option ECA (ETR-P, ECS-P, ECM-P, ECL-P, EIS-P, E8T-P, E8S-P, ELG-P, ECD-P) | |
| On-Peak, per kWh | \$0.0500 |
| Off-Peak, per kWh | \$0.0200 |
| Off-Peak Saver, per kWh | \$0.0160 |
| Green Power Service – Time-of-Day – Sheet No. 24 | |
| The rate applicable to each kilowatt hour subscribed under this rate schedule ^(Note) | \$0.0362 |
| Energy-Wise Net Metering Standard Option (ETR-NMS, ECS-NMS) | |
| Net Excess Production Credit, per kWh | \$0.0362 |

Approval Date: September 22, 2026
 Effective Date: April 1, 2027
 Resolution No.

Note: Energy-Wise Net Metering Standard Option net consumption billed at the applicable On-Peak and Off-Peak ECA or Green Power rates.



ELECTRIC RATE SCHEDULES

RATE TABLE

| Description | Rates |
|---|----------|
| Electric Capacity Charge (ECC) – Sheet No. 16 | |
| Residential Service – (E1R, ETR, ETR-P, ETR-F, ETR-NMS, ETR-NMD), per kWh ^(Note) | \$0.0066 |
| Residential Service – (ETR-NMS), Net Excess Production Credit, per kWh | \$0.0066 |
| Commercial Service – Small (E1C), per kWh | \$0.0066 |
| Commercial Service – Non-Metered (ENM), per kWh | \$0.0066 |
| Commercial Service – Small (ECS, ECS-P, ECS-F, ECS-NMS, ECS-NMD), per kWh ^(Note) | \$0.0066 |
| Commercial Service – Small (ECS-NMS), Net Excess Production Credit, per kWh, | \$0.0066 |
| Commercial Service – General (E2C, ETC), per kWh | \$0.0056 |
| Commercial Service – Medium 10 kW Minimum (ECM, ECM-P, ECM-NMD), per kWh | \$0.0056 |
| Commercial Service – Large 50 kW Minimum (ECL, ECL-P, ECL-NMD), per kWh | \$0.0056 |
| Industrial Service – 1,000 kWh/Day Min (ETL, ETLO, ETLW), per kWh | \$0.0048 |
| Industrial Service – 100 kW Minimum (EIS, EIS-P), per kWh | \$0.0048 |
| Industrial Service – 500 kW Minimum (E8T, E8T-P), per kWh | \$0.0045 |
| Industrial Service – 4,000 kW Minimum (E8S, E8S-P), per kWh | \$0.0053 |
| Industrial Service – Large Power and Light (ELG, ELG-P), per kWh | \$0.0036 |
| Industrial Service – Transmission Voltage (ETX), per kWh | \$0.0034 |
| Contract Service – Military (ECD, ECD-P), per kWh | \$0.0046 |
| Contract Service – Traffic Signals (E2T), per kWh | \$0.0032 |
| Contract Service – Street Lighting (E7SL), per kWh | \$0.0032 |
| Industrial Service – Large Load (ELL), per kWh | \$0.0036 |

Approval Date: September 22, 2026
 Effective Date: April 1, 2027
 Resolution No.

Note: Energy-Wise Net Metering Standard Option net consumption billed at the applicable ECC rates.



| |
|--------------------------------|
| ELECTRIC RATE SCHEDULES |
| RATE TABLE |

| Description | Rates ^(Note) | | |
|---|-------------------------|----------|----------|
| | 2027 | 2028 | 2029 |
| Net Metering – Sheet No. 20 | | | |
| Residential Service Energy-Wise Net Metering Standard Option (ETR-NMS) – Sheet No. 4 | | | |
| Access and Facilities Charge, per day | \$0.7269 | \$0.7734 | \$0.8229 |
| Grid Access Charge, per day | \$1.0000 | \$1.0650 | \$1.1342 |
| Access and Facilities Charge: | | | |
| Winter (October – May) On-Peak Net Consumption, per kWh | \$0.1544 | \$0.1643 | \$0.1748 |
| Winter (October – May) On-Peak Net Excess Production Credit, per kWh | \$0.1544 | \$0.1643 | \$0.1748 |
| Winter (October – May) Off-Peak Net Consumption, per kWh | \$0.0772 | \$0.0821 | \$0.0874 |
| Winter (October – May) Off-Peak Net Excess Production Credit, per kWh | \$0.0772 | \$0.0821 | \$0.0874 |
| Summer (June – September) On-Peak Net Consumption, per kWh | \$0.3089 | \$0.3287 | \$0.3497 |
| Summer (June – September) On-Peak Net Excess Production Credit, per kWh | \$0.3089 | \$0.3287 | \$0.3497 |
| Summer (June – September) Off-Peak Net Consumption, per kWh | \$0.0772 | \$0.0821 | \$0.0874 |
| Summer (June – September) Off-Peak Net Excess Production Credit, per kWh | \$0.0772 | \$0.0821 | \$0.0874 |
| Electric Cost Adjustment (ECA): | | | |
| On-Peak Net Consumption, per kWh | Sheet No. 2.17 | | |
| On-Peak Net Excess Production Credit, per kWh | Sheet No. 2.17 | | |
| Off-Peak Net Consumption, per kWh | Sheet No. 2.17 | | |
| Off-Peak Net Excess Production Credit, per kWh | Sheet No. 2.17 | | |
| Electric Capacity Charge (ECC): | | | |
| Net Consumption, per kWh | Sheet No. 2.18 | | |
| Net Excess Production Credit, per kWh | Sheet No. 2.18 | | |
| Residential Service Net Metering Demand Option (ETR-NMD) – Sheet No. 4 | | | |
| Access and Facilities Charge, per day | \$0.8265 | \$0.8802 | \$0.9374 |
| Demand Charge Secondary: | | | |
| Winter (October – May), per kW, per day | \$0.2462 | \$0.2622 | \$0.2792 |
| Summer (June – September), per kW, per day | \$0.3608 | \$0.3843 | \$0.4093 |

Approval Date: September 22, 2026
 Effective Date: April 1, 2027
 Resolution No.

Note: 2027 rates are effective starting April 1, 2027. All other rates are effective January 1st of the respective year shown. Rates effective 2029 will remain effective until superseded by City Council.



| |
|--------------------------------|
| ELECTRIC RATE SCHEDULES |
| RATE TABLE |

| Description | Rates ^(Note) | | |
|--|-------------------------|----------|----------|
| | 2027 | 2028 | 2029 |
| Access and Facilities Charge, per kWh | \$0.0294 | \$0.0313 | \$0.0333 |
| Electric Cost Adjustment (ECA), per kWh | Sheet No. 2.17 | | |
| Electric Capacity Charge (ECC), per kWh | Sheet No. 2.18 | | |
| Commercial Service – Small Energy-Wise Net Metering Standard Option (ECS-NMS) – Sheet No. 5.2 | | | |
| Access and Facilities Charge, per day | \$0.7269 | \$0.7734 | \$0.8229 |
| Grid Access Charge, per day | \$1.0000 | \$1.0650 | \$1.1342 |
| Access and Facilities Charge: | | | |
| Winter (October – May) On-Peak Net Consumption, per kWh | \$0.1506 | \$0.1602 | \$0.1705 |
| Winter (October – May) On-Peak Net Excess Production Credit, per kWh | \$0.1506 | \$0.1602 | \$0.1705 |
| Winter (October – May) Off-Peak Net Consumption, per kWh | \$0.0753 | \$0.0801 | \$0.0852 |
| Winter (October – May) Off-Peak Net Excess Production Credit, per kWh | \$0.0753 | \$0.0801 | \$0.0852 |
| Summer (June – September) On-Peak Net Consumption, per kWh | \$0.3010 | \$0.3203 | \$0.3408 |
| Summer (June – September) On-Peak Net Excess Production Credit, per kWh | \$0.3010 | \$0.3203 | \$0.3408 |
| Summer (June – September) Off-Peak Net Consumption, per kWh | \$0.0753 | \$0.0801 | \$0.0852 |
| Summer (June – September) Off-Peak Net Excess Production Credit, per kWh | \$0.0753 | \$0.0801 | \$0.0852 |
| Electric Cost Adjustment (ECA): | | | |
| On-Peak Net Consumption, per kWh | Sheet No. 2.17 | | |
| On-Peak Net Excess Production Credit, per kWh | Sheet No. 2.17 | | |
| Off-Peak Net Consumption, per kWh | Sheet No. 2.17 | | |
| Off-Peak Net Excess Production Credit, per kWh | Sheet No. 2.17 | | |
| Electric Capacity Charge (ECC): | | | |
| Net Consumption, per kWh | Sheet No. 2.18 | | |
| Net Excess Production Credit, per kWh | Sheet No. 2.18 | | |
| Commercial Service – Small Net Metering Demand Option (ECS-NMD) – Sheet No. 5.2 | | | |
| Access and Facilities Charge, per day | \$0.8265 | \$0.8802 | \$0.9374 |

Approval Date: September 22, 2026
 Effective Date: April 1, 2027
 Resolution No.

Note: 2027 rates are effective starting April 1, 2027. All other rates are effective January 1st of the respective year shown. Rates effective 2029 will remain effective until superseded by City Council.



ELECTRIC RATE SCHEDULES

RATE TABLE

| Description | Rates ^(Note) | | |
|---|-------------------------|----------|----------|
| | 2027 | 2028 | 2029 |
| Demand Charge Secondary: | | | |
| Winter (October – May), per kW, per day | \$0.2462 | \$0.2622 | \$0.2792 |
| Summer (June – September), per kW, per day | \$0.3608 | \$0.3843 | \$0.4093 |
| Access and Facilities Charge, per kWh | \$0.0294 | \$0.0313 | \$0.0333 |
| Electric Cost Adjustment (ECA), per kWh | Sheet No. 2.17 | | |
| Electric Capacity Charge (ECC), per kWh | Sheet No. 2.18 | | |
| Commercial Service – Medium 10 kW Minimum Net Metering Demand Option (ECM-NMD) – Sheet No. 6.1 | | | |
| Access and Facilities Charge, per day | \$1.1759 | \$1.2523 | \$1.3337 |
| Demand Charge Secondary: | | | |
| Winter (October – May), per kW, per day | \$0.2558 | \$0.2724 | \$0.2901 |
| Summer (June – September), per kW, per day | \$0.3363 | \$0.3582 | \$0.3815 |
| Access and Facilities Charge, per kWh | \$0.0294 | \$0.0313 | \$0.0333 |
| Electric Cost Adjustment (ECA), per kWh | Sheet No. 2.17 | | |
| Electric Capacity Charge (ECC), per kWh | Sheet No. 2.18 | | |
| Commercial Service – Large 50 kW Minimum Net Metering Demand Option (ECL-NMD) – Sheet No. 6.2 | | | |
| Access and Facilities Charge, per day | \$1.5253 | \$1.6244 | \$1.7300 |
| Demand Charge Secondary: | | | |
| Winter (October – May), per kW, per day | \$0.2534 | \$0.2699 | \$0.2874 |
| Summer (June – September), per kW, per day | \$0.3721 | \$0.3963 | \$0.4221 |
| Access and Facilities Charge, per kWh | \$0.0294 | \$0.0313 | \$0.0333 |
| Electric Cost Adjustment (ECA), per kWh | Sheet No. 2.17 | | |
| Electric Capacity Charge (ECC), per kWh | Sheet No. 2.18 | | |
| All Other Rate Schedules billed under applicable Energy-Wise standard or frozen option. | | | |

Approval Date: September 22, 2026
 Effective Date: April 1, 2027
 Resolution No.

Note: 2027 rates are effective starting April 1, 2027. All other rates are effective January 1st of the respective year shown. Rates effective 2029 will remain effective until superseded by City Council.



ELECTRIC RATE SCHEDULES

RATE TABLE

| Description | Rates ^(Note) | | | | |
|---|-------------------------|----------|----------|----------|----------|
| | 2025 | 2026 | 2027 | 2028 | 2029 |
| Small Power Producers and Cogeneration Service – Sheet No. 21 | | | | | |
| On-Peak, per kWh | \$0.0195 | | | | |
| Off-Peak, per kWh | \$0.0180 | | | | |
| Community Solar Garden Bill Credit (Pilot Program) – Sheet No. 22 | | | | | |
| The rate applicable to each kilowatt hour under the Bill Credit section of this rate schedule | \$0.1080 | \$0.1150 | \$0.1225 | \$0.1305 | \$0.1390 |
| Community Solar Garden Program – Sheet No. 23 | | | | | |
| Customer Rate Class – Credit, per kWh | | | | | |
| Residential Service (E1R, ETR, ETR-F) | \$0.0654 | \$0.0697 | \$0.0742 | \$0.0790 | \$0.0841 |
| Commercial Service – Small (E1C) | \$0.0585 | \$0.0623 | \$0.0663 | \$0.0706 | \$0.0752 |
| Commercial Service – Small (ECS, ECS-F) | \$0.0591 | \$0.0629 | \$0.0670 | \$0.0714 | \$0.0760 |
| Commercial Service – General (E2C) | \$0.0586 | \$0.0624 | \$0.0665 | \$0.0708 | \$0.0754 |
| Commercial Service – General Time-of-Day Option (ETC) | \$0.0586 | \$0.0624 | \$0.0665 | \$0.0708 | \$0.0754 |
| Commercial Service – Medium 10 kW Minimum (ECM) | \$0.0585 | \$0.0623 | \$0.0663 | \$0.0706 | \$0.0752 |
| Commercial Service – Large 50 kW Minimum (ECL) | \$0.0564 | \$0.0601 | \$0.0640 | \$0.0682 | \$0.0726 |
| Industrial Service – 1,000 kWh/Day Minimum (ETL) | \$0.0541 | \$0.0576 | \$0.0613 | \$0.0653 | \$0.0695 |
| Industrial Service – 100 kW Minimum (EIS) | \$0.0549 | \$0.0585 | \$0.0623 | \$0.0663 | \$0.0706 |
| Industrial Service – 500 kW Minimum (E8T) | \$0.0514 | \$0.0547 | \$0.0583 | \$0.0621 | \$0.0661 |
| Industrial Service – 4,000 kW Minimum (E8S) | \$0.0507 | \$0.0540 | \$0.0575 | \$0.0612 | \$0.0652 |
| Industrial Service – Large Power and Light (ELG) | \$0.0443 | \$0.0472 | \$0.0503 | \$0.0536 | \$0.0571 |
| Industrial Service – Time-of-Day Transmission Voltage (ETX) | \$0.0578 | \$0.0616 | \$0.0656 | \$0.0699 | \$0.0744 |
| Contract Service – Military (ECD) | \$0.0517 | \$0.0551 | \$0.0587 | \$0.0625 | \$0.0666 |

Approval Date: September 22, 2026
 Effective Date: April 1, 2027
 Resolution No.

Note: All rates are effective January 1st of the respective year shown. Rates effective 2029 will remain effective until superseded by City Council.

ELECTRIC RATE SCHEDULES

RATE TABLE

| Description | Rates ^(Note) | | | | |
|--|-------------------------|----------|----------|----------|----------|
| | 2025 | 2026 | 2027 | 2028 | 2029 |
| Electric Vehicle Public Charging Service – Time-of-Day – Sheet No. 25 | | | | | |
| Level 2 | | | | | |
| On-Peak, per kWh | \$0.3600 | \$0.3800 | \$0.4000 | \$0.4300 | \$0.4600 |
| Off-Peak, per kWh | \$0.1300 | \$0.1400 | \$0.1500 | \$0.1600 | \$0.1700 |
| Idle Rate, per minute | \$0.1100 | \$0.1200 | \$0.1300 | \$0.1400 | \$0.1500 |
| Idle rate is applicable beginning 15 minutes after charge is complete. | | | | | |
| Direct Current Fast Charger (DCFC) | | | | | |
| On-Peak, per kWh | \$0.5800 | \$0.6200 | \$0.6600 | \$0.7000 | \$0.7500 |
| Off-Peak, per kWh | \$0.2000 | \$0.2100 | \$0.2200 | \$0.2300 | \$0.2400 |
| Idle Rate, per minute | \$0.3200 | \$0.3400 | \$0.3600 | \$0.3800 | \$0.4000 |
| Idle rate is applicable beginning 15 minutes after charge is complete. | | | | | |
| Interruptible Service – Sheet No. 26 | | | | | |
| Demand Credit, per kW, per day | \$0.1233 | | | | |
| Energy Credit, per kWh | \$0.4500 | | | | |

Approval Date: September 22, 2026
 Effective Date: April 1, 2027
 Resolution No.

Note: 2025 rates are effective October 1, 2025. All other rates are effective January 1st of the respective year shown. Rates effective 2029 will remain effective until superseded by City Council.

ELECTRIC RATE SCHEDULES

RATE TABLE

| Description | Rates ^(Note) | | | |
|---|-------------------------|----------|-----------|-----------|
| | 2026 | 2027 | 2028 | 2029 |
| Industrial Service – Large Load (ELL) – Sheet No. 27 | | | | |
| Access and Facilities Charge, per day | \$8.9065 | \$9.9664 | \$11.1524 | \$12.4795 |
| Demand Charge Secondary, per kW, per day | \$0.8593 | \$0.9616 | \$1.0760 | \$1.2040 |
| System Support Charge, per kW, per day | \$0.0859 | \$0.0962 | \$0.1076 | \$0.1204 |
| Resource Adequacy Charge, per kW, per day | \$0.4110 | \$0.4377 | \$0.4662 | \$0.4965 |
| Purchased Energy Charge, per kWh | By Contract | | | |
| Purchased Capacity Charge, per kW, per day | By Contract | | | |
| Electric Cost Adjustment (ECA), per kWh | Sheet No. 2.17 | | | |
| Electric Capacity Charge (ECC), per kWh | Sheet No. 2.18 | | | |

Approval Date: September 22, 2026
 Effective Date: April 1, 2027
 Resolution No.

Note: All rates are effective January 1st of the respective year shown. Rates effective 2029 will remain effective until superseded by City Council.

ELECTRIC RATE SCHEDULES

GENERAL

DEMAND DETERMINATIONS

Commercial Service (ECM, ECM-P, ECL, ECL-P)

Maximum Demand and/or Billing Demand:

Greatest 15-minute load during any block of time in the billing period.

Residential and Commercial Net Metering Demand (ETR-NMD, ECS-NMD, ECM-NMD, ECL-NMD)

Greatest 15-minute net load during any On-Peak Period in the billing period.

Industrial and Contract Service

Maximum Demand (ETL, EIS, EIS-P, E8T, E8T-P, E8S, E8S-P, ELG, ELG-P, ETX, ECD, ECD-P, ELL) ^(Note)

Maximum Demand is the greatest 15-minute load during any time in the billing period adjusted upward by 1% for each 1% that the power factor of Customer is below 95% lagging or leading.

Billing Demand

Energy-Wise Standard Time-of-Day Option (ETL, EIS, E8T, E8S, ELG, ETX, ECD) ^(Note)

On-Peak:

The greatest 15-minute load during On-Peak hours in the billing period adjusted upward by 1% for each 1% that the power factor of Customer is below 95% lagging or leading.

Off-Peak: either A or B, whichever is greater.

- A. The greatest 15-minute load during Off-Peak hours in the billing period adjusted upward by 1% for each 1% that the power factor of Customer is below 95% lagging or leading, minus the On-Peak Billing Demand. Such demand will not be less than zero.
- B. 68% of the Maximum Demand during the last 12 billing periods, minus the On-Peak Billing Demand. Such demand will not be less than zero. Part B of Off-Peak Billing Demand is not applicable to Industrial Service – Transmission Voltage (ETX).

Energy-Wise Plus Time-of-Day Option (EIS-P, E8T-P, E8S-P, ELG-P, ECD-P)

Demand:

The greatest 15-minute load during any time in the billing period adjusted upward by 1% for each 1% that the power factor of Customer is below 95% lagging or leading.

Industrial Service – Large Load (ELL) see Sheet No. 27.1

ELECTRIC RATE SCHEDULES

GENERAL

TRANSMISSION AND PRIMARY SERVICE DEMAND CHARGE CREDIT

Transmission Service Demand Charge Credit

A Transmission Service Demand Charge Credit of \$0.2738 per kW, per day will be applied to the Demand Charge Secondary for Customers receiving electric transmission service under the Industrial Service – Large Load (ELL) Rate Schedule. The credit is not applicable to all other kW, per day charges.

Primary Service Demand Charge Credit

A Primary Service Demand Charge Credit of \$0.0118 per kW, per day will be applied to all applicable Demand Charges for Customers receiving electric primary service.

RATE OPTIONS

Residential and Commercial Service – Small (ETR, ETR-P, ETR-F, ETR-NMS, ETR-NMD, ECS, ECS-P, ECS-F, ECS-NMS, ECS-NMD)

Selected rate options will be for a minimum twelve (12) consecutive billing periods.

All Other Rate Schedules

Customers may elect a rate option as more fully set forth on subsequent Electric Rate Schedules subject to any applicable separate eligibility and contract requirements as noted. Unless otherwise noted, the initial contract period is from the rate option service start date to December 31st. Unless otherwise stated and as long as the Customer continues to meet the eligibility requirements, the rate option service contract shall be automatically renewed for an additional 12-month contract period each January 1st unless Customer provides advance written notice to Utilities not less than 30 days prior to the January 1st renewal date that Customer elects not to renew for the upcoming rate option contract year. Customers will be evaluated periodically to ensure they continue to meet the specified rate option eligibility requirements. In the event that a Customer is no longer eligible, the contract for rate option service shall not be renewed and shall automatically terminate at the end of the 12-month contract period on December 31st. Upon termination, Customer shall be required to move to the rate schedule to which they are eligible upon the end of the contract period.

TIME-OF-DAY PERIODS

On-Peak Periods are Monday through Friday excluding the holidays as defined below. Unless otherwise provided On-Peak periods are as follows:

On-Peak Periods (excluding ETC, ETL)

January through December: 5:00 p.m. to 9:00 p.m.

Approval Date: September 22, 2026

Effective Date: April 1, 2027

Resolution No.

ELECTRIC RATE SCHEDULES

GENERAL

Frozen Time-of-Day Service On-Peak Periods (ETC, ETL)

Winter (October through March): 4:00 p.m. to 10:00 p.m.

Summer (April through September): 11:00 a.m. to 6:00 p.m.

Off-Peak Saver Periods

Off-Peak Saver Periods applicable to the Energy-Wise Plus Time-of-Day Options (ETR-P, ECS-P, ECM-P, ECL-P, EIS-P, E8T-P, E8S-P, ELG-P, ECD-P) are as follows:

January through December: 9:00 a.m. to 1:00 p.m., Sunday through Saturday including holidays.

Off-Peak Periods

Unless defined as On-Peak or Off-Peak Saver, all other hours are considered Off-Peak.

Holidays

Legally observed holidays include (the 24-hour calendar day period):

1) New Year's Day, 2) Memorial Day, 3) Independence Day, 4) Labor Day, 5) Thanksgiving Day, and 6) Christmas Day. Observance of holidays is not applicable to Electric Vehicle Public Charging Service.

Critical Peak Events

Applicable to Customers receiving service under an Energy-Wise Plus Time-of-Day Option, Critical Peak events may be called by Utilities during On-Peak hours. Critical Peak events may range from one to four hours and are limited to 15 events per year. Utilities will generally announce events 24 hours in advance; however, in the event of system emergencies announcements may occur the same day as the event. Customers will be charged for all energy used during Critical Peak events including the Access and Facilities On-peak, per kWh, the Critical Peak Period, per kWh, the ECA On-Peak, per kWh, and the ECC, per kWh charges.

RULES AND REGULATIONS

Service under these rate schedules will be in accordance with the provisions of Utilities' Rules and Regulations and *Line Extension and Service Standards* for Electric and if applicable, the conditions of:

- A. any associated contract,
- B. the City Code of the City of Colorado Springs,
- C. the Colorado Revised Statutes,
- D. City Ordinances
- E. the conditions of any associated agreement with the Customer or with the Community Solar Garden Facility.

Approval Date: September 22, 2026

Effective Date: April 1, 2027

Resolution No.

ELECTRIC RATE SCHEDULES

GENERAL

ENERGY-WISE, ENERGY-WISE PLUS, AND FIXED SEASONAL TRANSITION TERMS AND CONDITIONS

Residential Service

Unless Utilities, at its sole discretion, determines temporarily establishing service under the Frozen Option (E1R) is in best interest of Utilities, Customers establishing service after September 30, 2025, will initially receive service under the Energy-Wise Standard Time-of-Day Option (ETR) unless request is made to receive service under the alternate Energy-Wise Plus Time-of-Day (ETR-P) or the Fixed Seasonal (ETR-F) options. With the exception for Customers receiving service under the Net Metering Rate Schedule (which are addressed in the Net Metering Transition Terms and Conditions of these Electric Rate Schedules), Customers with standard meters receiving service under the Frozen Option (E1R) will be transitioned to service under the Energy-Wise Standard Time-of-Day Option (ETR) according to a schedule determined by Utilities. If eligible, Customers with standard meters receiving service under the Frozen Option (E1R) may request to receive service under the Energy-Wise Standard Time-of-Day (ETR), the Energy-Wise Plus Time-of-Day Option (ETR-P), or the Fixed Seasonal Option (ETR-F). However, Utilities, at its sole discretion, may decline such requests based on Utilities' transition schedule or other operational considerations. Customers receiving service under the Frozen Option (E1R) who have chosen to receive a nonstandard meter under Utilities' Automated-Meter Opt-Out Program will be transitioned to the Fixed Seasonal Option (ETR-F).

Commercial and Industrial Service

Service under Frozen Rate Schedules (E1C, E2C, ETC, ETL, ETLO, ETLW) is frozen to new participation, except in instances when Customers on frozen rate schedules are switched to the appropriate frozen rate schedule under Utilities' Dynamic Rate Switching. Unless Utilities, at its sole discretion, determines temporarily establishing service under Frozen Rate Schedules (E1C, E2C, ETL) is in the best interest of Utilities, Customers establishing service after September 30, 2025, will initially receive service under the appropriate Commercial Service – Small (ECS, ECS-P, ECS-F), Commercial Service – Medium 10 kW Minimum (ECM, ECM-P), Commercial Service – Large 50 kW Minimum (ECL, ECL-P), Industrial Service – 100 kW Minimum (EIS, EIS-P), Industrial Service – 500 kW Minimum (E8T, E8T-P), or Industrial Service – 4,000 kW Minimum (E8S, E8S-P) Rate Schedule. With the exception of customers receiving service under the Net Metering Rate Schedule (which are addressed in the Net Metering Transition Terms and Conditions of these Electric Rate Schedules), Customers receiving service under Frozen Rate Schedules (E1C, E2C, ETC, ETL, ETLO, ETLW) will be transitioned to the applicable Commercial Service – Small (ECS), Commercial Service – Medium 10 kW Minimum (ECM),

Approval Date: September 22, 2026

Effective Date: April 1, 2027

Resolution No.

| |
|--------------------------------|
| ELECTRIC RATE SCHEDULES |
|--------------------------------|

| |
|----------------|
| GENERAL |
|----------------|

Commercial Service – Large 50 kW Minimum (ECL), Industrial Service – 100 kW Minimum (EIS), Industrial Service – 500 kW Minimum (E8T), or Industrial Service – 4,000 kW Minimum (E8S) Energy-Wise Standard Time-of-Day Option according to a schedule determined by Utilities. If eligible, Customers receiving service under Frozen Rate Schedules (E1C, E2C, ETC, ETL, ETLO, ETLW) may request to receive service under the applicable Commercial Service – Small (ECS, ECS-P, ECS-F), Commercial Service – Medium 10 kW Minimum (ECM, ECM-P), Commercial Service – Large 50 kW Minimum (ECL, ECL-P), Industrial Service – 100 kW Minimum (EIS, EIS-P), Industrial Service – 500 kW Minimum (E8T, E8T-P), or Industrial Service – 4,000 kW Minimum (E8S, E8S-P) Rate Schedule. However, Utilities at its sole discretion may decline such requests based on Utilities’ transition schedule or other operational considerations.

Customers receiving service under Commercial Service – Small (ECS, ECS-P), Commercial Service – Medium 10 kW Minimum (ECM, ECM-P), Commercial Service – Large 50 kW Minimum (ECL, ECL-P), Industrial Service – 100 kW Minimum (EIS, EIS-P), Industrial Service – 500 kW Minimum (E8T, E8T-P), or Industrial Service – 4,000 kW Minimum (E8S, E8S-P) Rate Schedule will be switched to the appropriate rate schedule under Utilities’ Dynamic Rate Switching.

Approval Date: September 22, 2026
Effective Date: April 1, 2027
Resolution No.

ELECTRIC RATE SCHEDULES

GENERAL

NET METERING TRANSITION TERMS AND CONDITIONS

Residential Service

Unless Utilities, at its sole discretion, determines temporarily establishing service under the Frozen Option (E1R) is in the best interest of Utilities, Customers establishing service under the Net Metering Rate Schedule, with Net Metering Agreements dated on or after April 1, 2027, will receive service under the Energy-Wise Net Metering Standard Option (ETR-NMS) unless a request is made to receive service under the alternate Net Metering Demand Option (ETR-NMD). Effective April 1, 2032, Customers receiving Net Metering service under the Frozen Option (E1R), with Net Metering Agreements dated prior to April 1, 2027, will be transitioned to service under the Energy-Wise Net Metering Standard Option (ETR-NMS), unless a request is made by eligible Customers to receive service under the alternate Net Metering Demand Option (ETR-NMD), according to a schedule determined by Utilities. Effective April 1, 2027, prior to Utilities' transition schedule, Customers receiving Net Metering service under the Frozen Option (E1R), with Net Metering Agreements dated prior to April 1, 2027, may request to receive service under the Energy-Wise Net Metering Standard Option (ETR-NMS) or the Net Metering Demand Option (ETR-NMD). However, Utilities, at its sole discretion, may decline such requests based on Utilities' transition schedule or other operational considerations.

Commercial and Industrial Service

Unless Utilities, at its sole discretion, determines temporarily establishing service under Frozen Rate Schedules (E1C, E2C) is in the best interest of Utilities, Customers establishing service under the Net Metering Rate Schedule, with Net Metering Agreements dated on or after April 1, 2027, will initially receive service under the appropriate Commercial Service – Small Energy-Wise Net Metering Standard Option (ECS-NMS), Commercial Service – Medium 10 kW Minimum Net Metering Demand Option (ECM-NMD), or Commercial Service – Large 50 kW Minimum Net Metering Demand Option (ECL-NMD), unless a request is made by eligible Customers to receive service under the Commercial Service - Small Net Metering Demand Option (ECS-NMD). Effective April 1, 2032, Customers receiving Net Metering service under the Frozen Option (E1C, E2C), with Net Metering Agreements dated prior to April 1, 2027, will be transitioned to service under the appropriate Commercial Service – Small Energy-Wise Net Metering Standard Option (ECS-NMS), Commercial Service – Medium 10 kW Minimum Net Metering Demand Option (ECM-NMD), or Commercial Service – Large 50 kW Minimum Net Metering Demand Option (ECL-NMD), unless a request is made by eligible Customers to receive service under the Commercial Service – Small Net Metering Demand Option (ECS-NMD), according to a schedule determined by Utilities.

Approval Date: September 22, 2026

Effective Date: April 1, 2027

Resolution No.

ELECTRIC RATE SCHEDULES

GENERAL

Effective April 1, 2027, Customers receiving Net Metering service under the Frozen Options (ETL, ETLO, ETLW) will be transitioned to service under the appropriate Commercial Service Net Metering Demand Option or Industrial Energy-Wise Standard Option, according to a schedule determined by Utilities.

Effective April 1, 2027, prior to Utilities' transition schedule, Customers receiving Net Metering service under the Frozen Option (E1C, E2C), with Net Metering Agreements dated prior to April 1, 2027, may request to receive service under the appropriate Commercial Service – Small Energy-Wise Net Metering Standard Option (ECS-NMS), Commercial Service – Small Net Metering Demand Option (ECS-NMD), Commercial Service – Medium 10 kW Minimum Net Metering Demand Option (ECM-NMD), or Commercial Service – Large 50 kW Minimum Net Metering Demand Option (ECL-NMD). However, Utilities, at its sole discretion, may decline such requests based on Utilities' transition schedule or other operational considerations.

Customers receiving Net Metering service under Commercial Service – Small Energy-Wise Net Metering Standard Option (ECS-NMS), Commercial Service – Small Net Metering Demand Option (ECS-NMD), Commercial Service – Medium 10 kW Minimum Net Metering Demand Option (ECM-NMD), Commercial Service – Large 50 kW Minimum Net Metering Demand Option (ECL-NMD), Industrial Service – 100 kW Minimum (EIS), Industrial Service – 500 kW Minimum (E8T), or Industrial Service – 4,000 kW Minimum (E8S) Rate Schedule will be switched to the appropriate rate schedule under Utilities' Dynamic Rate Switching.

Approval Date: September 22, 2026
Effective Date: April 1, 2027
Resolution No.

ELECTRIC RATE SCHEDULES

RESIDENTIAL SERVICE (E1R, ETR, ETR-P, ETR-F, ETR-NMS, ETR-NMD)

AVAILABILITY

As provided in the Energy-Wise, Energy-Wise Plus, and Fixed Seasonal Transition Terms and Conditions and Net Metering Transition Terms and Conditions of these Electric Rate Schedules, service under this rate schedule is available in Utilities' electric service territory for general residential purposes. Whether or not the end use of the electric service is residential in nature, this rate is not available for master metered or nonresidential accounts.

RATE OPTIONS

Customers may choose between the following:

- A. Frozen Option (E1R)
With the exception for Customers receiving service under the Net Metering Rate Schedule, unless Utilities determines temporarily establishing service under this option is in the best interest of Utilities, service under this option is frozen to new participation.
- B. Energy-Wise Standard Time-of-Day Option (ETR)
Service under this option is not available to Customers choosing to receive a nonstandard meter under Utilities' Automated-Meter Opt-Out Program. Service under this option is not available to customers receiving service under the Net Metering Rate Schedule.
- C. Energy-Wise Plus Time-of-Day Option (ETR-P)
Service under this option is not available to Customers who: (a) choose to receive a nonstandard meter under Utilities Automated-Meter Opt-Out Program; b) receive service under the Net Metering Rate Schedule; c) receive service under the Community Solar Garden Bill Credit (Pilot Program) or Community Solar Garden Program Rate Schedules.
- D. Fixed Seasonal Option (ETR-F)
Customers choosing to receive a nonstandard meter under Utilities' Automated-Meter Opt-Out Program are required to receive service under this option. Service under this option is not available to customers receiving service under the Net Metering Rate Schedule.
- E. Energy-Wise Net Metering Standard Option (ETR-NMS)
Service under this option is available to customers receiving service under the Net Metering Rate Schedule. Service under this option is not available to customers receiving service under the Community Solar Garden Program Rate Schedule.

Approval Date: September 22, 2026
Effective Date: April 1, 2027
Resolution No.

ELECTRIC RATE SCHEDULES

RESIDENTIAL SERVICE (E1R, ETR, ETR-P, ETR-F, ETR-NMS, ETR-NMD)

F. Net Metering Demand Option (ETR-NMD)

Service under this option is available to customers receiving service under the Net Metering Rate Schedule. Service under this option is not available to customers receiving service under the Community Solar Garden Program Rate Schedule.

RATE

See Rate Table for applicable charges.

Approval Date: September 22, 2026
Effective Date: April 1, 2027
Resolution No.

ELECTRIC RATE SCHEDULES

FROZEN COMMERCIAL SERVICE – SMALL (E1C)

AVAILABILITY

As provided in the Energy-Wise, Energy-Wise Plus, and Fixed Seasonal Transition Terms and Conditions and Net Metering Transition Terms and Conditions of these Electric Rate Schedules, service under this rate schedule is available in Utilities' electric service territory for any establishment engaged in the operation of a business or an institution, whether or not for profit, whose average daily usage (billing period kWh divided by the number of days in the billing period) does not exceed 33 kWh in any of the last 12 billing periods. Unless Utilities determines temporarily establishing service under this option is in the best interest of Utilities, service under this option is frozen to new participation.

RATE

See Rate Table for applicable charges.

Approval Date: September 22, 2026
Effective Date: April 1, 2027
Resolution No.

ELECTRIC RATE SCHEDULES

COMMERCIAL SERVICE – SMALL (ECS, ECS-P, ECS-F, ECS-NMS, ECS-NMD)

AVAILABILITY

As provided in the Energy-Wise, Energy-Wise Plus, and Fixed Seasonal Transition Terms and Conditions and Net Metering Transition Terms and Conditions of these Electric Rate Schedules, service under this rate schedule is available in Utilities' electric service territory for any establishment engaged in the operation of a business or an institution, whether or not for profit, whose Maximum Demand is less than 10 kW in each of the last 12 billing periods.

RATE OPTIONS

Customers may choose between the following:

- A. Energy-Wise Standard Time-of-Day Option (ECS)
Service under this option is not available to Customers who receive service under the Net Metering Rate Schedule.
- B. Energy-Wise Plus Time-of-Day Option (ECS-P)
Service under this option is not available to Customers who: (a) receive service under the Net Metering Rate Schedule; (b) receive service under the Community Solar Garden Bill Credit (Pilot Program) Rate Schedule, or (c) receive service under the Community Solar Garden Program Rate Schedule.
- C. Fixed Seasonal Option (ECS-F)
Service under this option is not available to customers receiving service under the Net Metering Rate Schedule.
- D. Energy-Wise Net Metering Standard Option (ECS-NMS)
Service under this option is available to customers receiving service under the Net Metering Rate Schedule. Service under this option is not available to customers receiving service under the Community Solar Garden Program Rate Schedule.
- E. Net Metering Demand Option (ECS-NMD)
Service under this option is available to customers receiving service under the Net Metering Rate Schedule. Service under this option is not available to customers receiving service under the Community Solar Garden Program Rate Schedule.

RATE

See Rate Table for applicable charges.

Approval Date: September 22, 2026
Effective Date: April 1, 2027
Resolution No.

ELECTRIC RATE SCHEDULES

FROZEN COMMERCIAL SERVICE – GENERAL (E2C, ETC)

AVAILABILITY

As provided in the Energy-Wise, Energy-Wise Plus, and Fixed Seasonal Transition Terms and Conditions and Net Metering Transition Terms and Conditions of these Electric Rate Schedules, service under this rate schedule is available in Utilities' electric service territory for any establishment engaged in the operation of a business or an institution, whether or not for profit, whose average daily usage (billing period kWh divided by the number of days in the billing period) is greater than 33 kWh in any of the last 12 billing periods. This rate schedule is not available to Customers whose average daily usage equals or exceeds 1,000 kWh in any of the last 12 billing periods. Unless Utilities determines temporarily establishing service under this option is in the best interest of Utilities, service under this option is frozen to new participation.

RATE OPTIONS

Customers may choose between the following:

- A. Frozen Standard Option (E2C)

- B. Frozen Time-of-Day Option (ETC)

RATE

See Rate Table for applicable charges.

ELECTRIC RATE SCHEDULES

COMMERCIAL SERVICE – MEDIUM 10 kW MINIMUM (ECM, ECM-P, ECM-NMD)

AVAILABILITY

As provided in the Energy-Wise, Energy-Wise Plus, and Fixed Seasonal Transition Terms and Conditions and Net Metering Transition Terms and Conditions of these Electric Rate Schedules, service under this rate schedule is available in Utilities' electric service territory for any establishment engaged in the operation of a business or an institution, whether or not for profit, whose Maximum Demand equals or exceeds 10 kW in any of the last 12 billing periods. This rate schedule is not available to Customers whose Maximum Demand equals or exceeds 50 kW in any of the last 12 billing periods.

RATE OPTIONS

Customers may choose between the following:

A. Energy-Wise Standard Time-of-Day Option (ECM)

Service under this option is not available to Customers who receive service under the Net Metering Rate Schedule.

B. Energy-Wise Plus Time-of-Day Option (ECM-P)

Service under this option is not available to Customers who: (a) receive service under the Net Metering Rate Schedule; (b) receive service under the Community Solar Garden Bill Credit (Pilot Program) Rate Schedule, or (c) receive service under the Community Solar Garden Program Rate Schedule.

C. Net Metering Demand Option (ECM-NMD)

Service under this option is available to customers receiving service under the Net Metering Rate Schedule. Service under this option is not available to customers receiving service under the Community Solar Garden Program Rate Schedule.

RATE

See Rate Table for applicable charges.

Approval Date: September 22, 2026
Effective Date: April 1, 2027
Resolution No.

ELECTRIC RATE SCHEDULES

COMMERCIAL SERVICE – LARGE 50 kW MINIMUM (ECL, ECL-P, ECL-NMD)

AVAILABILITY

As provided in the Energy-Wise, Energy-Wise Plus, and Fixed Seasonal Transition Terms and Conditions and Net Metering Transition Terms and Conditions of these Electric Rate Schedules, service under this rate schedule is available in Utilities' electric service territory for any establishment engaged in the operation of a business or an institution, whether or not for profit, whose Maximum Demand equals or exceeds 50 kW in any of the last 12 billing periods. This rate schedule is not available to Customers whose Maximum Demand equals or exceeds 100 kW in any of the last 12 billing periods.

RATE OPTIONS

Customers may choose between the following:

- A. Energy-Wise Standard Time-of-Day Option (ECL)
Service under this option is not available to Customers who receive service under the Net Metering Rate Schedule.

- B. Energy-Wise Plus Time-of-Day Option (ECL-P)
Service under this option is not available to Customers who: (a) receive service under the Net Metering Rate Schedule; (b) receive service under the Community Solar Garden Bill Credit (Pilot Program) Rate Schedule, or (c) receive service under the Community Solar Garden Program Rate Schedule.

- C. Net Metering Demand Option (ECL-NMD)
Service under this option is available to customers receiving service under the Net Metering Rate Schedule. Service under this option is not available to customers receiving service under the Community Solar Garden Program Rate Schedule.

RATE

See Rate Table for applicable charges.

Approval Date: September 22, 2026
Effective Date: April 1, 2027
Resolution No.

ELECTRIC RATE SCHEDULES

FROZEN INDUSTRIAL SERVICE – 1,000 kWh/DAY MINIMUM (ETL, ETLO, ETLW)

AVAILABILITY

As provided in the Energy-Wise, Energy-Wise Plus, and Fixed Seasonal Transition Terms and Conditions and Net Metering Transition Terms and Conditions of these Electric Rate Schedules, service under this rate schedule is available in Utilities' electric service territory for Customers whose average daily usage (billing period kWh divided by the number of days in the billing period) equals or exceeds 1,000 kWh in any 12-month billing period. This rate is not available to Customers whose Maximum Demand equals or exceeds 500 kW in any of the last 12 billing periods. Unless Utilities determines temporarily establishing service under this option is in the best interest of Utilities, service under this option is frozen to new participation.

RATE OPTIONS

Customers may choose between the following:

- A. Frozen Standard Option (ETL)
- B. Frozen Non-Demand Summer Option (ETLO)
Available under separate contract, Customers may elect Non-Demand Summer Option. Customers electing this option must consume 75% or more of their 12 billing periods kWh during the Summer period (May through October).
- C. Frozen Non-Demand Winter Option (ETLW)
Available under separate contract, Customers may elect Non-Demand Winter Option. Customers electing this option must consume 75% or more of their annual calendar year kWh during the Winter period (November through April).

RATE

See Rate Table for applicable charges.

Approval Date: September 22, 2026
Effective Date: April 1, 2027
Resolution No.

ELECTRIC RATE SCHEDULES

INDUSTRIAL SERVICE – 100 kW MINIMUM (EIS, EIS-P)

AVAILABILITY

As provided in the Energy-Wise, Energy-Wise Plus, and Fixed Seasonal Transition Terms and Conditions of these Electric Rate Schedules, service under this rate schedule is available in Utilities' electric service territory for Customers whose Maximum Demand equals or exceeds 100 kW in any of the last 12 billing periods. Service is not available under this rate schedule for any Customer whose Maximum Demand equals or exceeds 500 kW in any of the last 12 billing periods.

RATE OPTIONS

Customers may choose between the following:

- A. Energy-Wise Standard Time-of-Day Option (EIS)

- B. Energy-Wise Plus Time-of-Day Option (EIS-P)

Service under this option is not available to Customers who: (a) receive service under the Net Metering Rate Schedule; (b) receive service under the Community Solar Garden Bill Credit (Pilot Program) Rate Schedule, or (c) receive service under the Community Solar Garden Program Rate Schedule.

RATE

See Rate Table for applicable charges.

Approval Date: September 22, 2026
Effective Date: April 1, 2027
Resolution No.

ELECTRIC RATE SCHEDULES

INDUSTRIAL SERVICE – 500 kW MINIMUM (E8T, E8T-P)

AVAILABILITY

As provided in the Energy-Wise, Energy-Wise Plus, and Fixed Seasonal Transition Terms and Conditions of these Electric Rate Schedules, service under this rate schedule is available in Utilities' electric service territory for Customers whose Maximum Demand equals or exceeds 500 kW in any of the last 12 billing periods. Service is not available under this rate schedule for any Customer whose Maximum Demand equals or exceeds 4,000 kW in any of the last 12 billing periods.

RATE OPTIONS

Customers may choose between the following:

- A. Energy-Wise Standard Time-of-Day Option (E8T)

- B. Energy-Wise Plus Time-of-Day Option (E8T-P)

Service under this option is not available to Customers who: (a) receive service under the Net Metering Rate Schedule; (b) receive service under the Community Solar Garden Bill Credit (Pilot Program) Rate Schedule, or (c) receive service under the Community Solar Garden Program Rate Schedule.

RATE

See Rate Table for applicable charges.

ELECTRIC RATE SCHEDULES

INDUSTRIAL SERVICE – 4,000 kW MINIMUM (E8S, E8S-P)

AVAILABILITY

As provided in the Energy-Wise, Energy-Wise Plus, and Fixed Seasonal Transition Terms and Conditions of these Electric Rate Schedules, service under this rate schedule is available in Utilities' electric service territory for Customers whose Maximum Demand equals or exceeds 4,000 kW in any of the last 12 billing periods. Service is not available under this rate schedule for any Customer whose Maximum Demand equals or exceeds 10,000 kW in any of the last 12 billing periods or whose Maximum Demand is reasonably expected to equal or exceed 10,000 kW in any billing period in the next 120 billing periods.

RATE OPTIONS

Customers may choose between the following:

A. Energy-Wise Standard Time-of-Day Option (E8S)

B. Energy-Wise Plus Time-of-Day Option (E8S-P)

Service under this option is not available to Customers who: (a) receive service under the Net Metering Rate Schedule; (b) receive service under the Community Solar Garden Bill Credit (Pilot Program) Rate Schedule, or (c) receive service under the Community Solar Garden Program Rate Schedule.

RATE

See Rate Table for applicable charges.

ELECTRIC RATE SCHEDULES

INDUSTRIAL SERVICE – LARGE POWER AND LIGHT (ELG, ELG-P)

AVAILABILITY

Available by contract in Utilities' electric service territory for the Customers whose aggregated Maximum Demand equals or exceeds 4,000 kW in any of the last 12 billing periods. Service is not available under this rate schedule for any Customer whose Maximum Demand equals or exceeds 10,000 kW in any of the last 12 billing periods or whose Maximum Demand is reasonably expected to equal or exceed 10,000 kW in any billing period in the next 120 billing periods. Demand aggregation may only be performed for contiguous service properties on a Customer campus setting. Customers must maintain an annual load factor of 75% or greater.

Annual load factor is derived by multiplying the annual kWh in the period by 100 and dividing by the product of the maximum real demand (prior to power factor correction) in kW and the number of hours in the period. Annual reviews will be conducted by Utilities at the end of the Customer's annual contract period. Annual kWh will be adjusted for Customers receiving service under the Interruptible Service Rate Schedule.

Customers who select this service will be required to provide a suitable location for the aggregation equipment. Totalization charges do not apply to this offering.

RATE OPTIONS

Customers may choose between the following:

A. Energy-Wise Standard Option (ELG)

B. Energy-Wise Plus Time-of-Day Option (ELG-P)

Service under this option is not available to Customers who: (a) receive service under the Net Metering Rate Schedule; (b) receive service under the Community Solar Garden Bill Credit (Pilot Program) Rate Schedule, or (c) receive service under the Community Solar Garden Program Rate Schedule.

RATE

See Rate Table for applicable charges.

Approval Date: September 22, 2026
Effective Date: April 1, 2027
Resolution No.

ELECTRIC RATE SCHEDULES

CONTRACT SERVICE – MILITARY (ECD, ECD-P, EHYDPWR, EINFPRS)

AVAILABILITY

Available by contract in Utilities' electric service territory to the United States of America at the Fort Carson Military Installation, the Peterson Space Force Base, the United States Air Force Academy, and the Cheyenne Mountain Space Force Station.

RATE OPTIONS

Customers may choose between the following:

A. Energy-Wise Standard Time-of-Day Option (ECD)

B. Energy-Wise Plus Time-of-Day Option (ECD-P)

Service under this option is not available to Customers who: (a) receive service under the Net Metering Rate Schedule; (b) receive service under the Community Solar Garden Bill Credit (Pilot Program) Rate Schedule, or (c) receive service under the Community Solar Garden Program Rate Schedule.

RATE

See Rate Table for applicable charges.

ADDITIONAL SERVICES

In addition to the standard Contract Service to the listed military installations:

A. Military Hydroelectric Power Sales Service (EHYDPWR) is available by contract to the United States of America at the Fort Carson Military Installation for sales of electric energy for transmission over Utilities' electric system for final consumption within the geographic confines of the Fort Carson Military Installation.

B. On-site, Direct-service Solar Contract Service – USAFA (EINFPRS) is available by contract to the United States of America at the United States Air Force Academy for solar energy electric service provided from solar electric generating facilities located within the geographic confines of the United States Air Force Academy and with direct electric service from those solar electric generating facilities provided to the United States Air Force Academy.

| |
|--------------------------------|
| ELECTRIC RATE SCHEDULES |
|--------------------------------|

| |
|---------------------|
| NET METERING |
|---------------------|

AVAILABILITY

As provided in the Net Metering Transition Terms and Conditions of these Electric Rate Schedules, service under this rate schedule is available by contract in Utilities' service territory to Customers whose electric service is supplied by Utilities under any rate schedule, except as otherwise provided in these Electric Rate Schedules.

APPLICABILITY

Service under this rate schedule will be provided to Customers that either:

- A. install an eligible Renewable Energy System and execute a Utilities' Interconnection Agreement (Agreement) to participate in the Net Metering Program (Program), or

- B. lease an eligible Renewable Energy System located at their residence or business and elect to participate in the Program, and the owner of the eligible Renewable Energy System executes an Agreement.

The Program is available to Customers who either: a) own, operate, and maintain in parallel with Utilities' electric system an eligible Renewable Energy System, or b) lease an eligible Renewable Energy System and the owner of that system operates and maintains the system in parallel with Utilities' electric system.

The eligible Renewable Energy System, as defined in Section 40-2-124, C.R.S., may not be sized larger than 200% (120% if receiving service under a frozen rate schedule) of the Customer's annual kilowatt-hour usage, actual or, at Utilities' discretion estimated. The photovoltaic generation system or other approved eligible Renewable Energy System will be limited to a maximum design capacity of 15 kW alternating current (AC) for Residential Customers and 150 kW AC for Commercial and Industrial Customers. Systems with a design capacity in excess of 150 kW AC for Commercial and Industrial Customers may be considered and are subject to approval by Utilities.

NET METERING

Net Metering is, for billing purposes either:

- A. Frozen, Net Metering Demand Options, and Industrial rate schedules

The net consumption as measured at Utilities' service meter, such that the renewable energy production need not be separately measured by the service meter other than for informational purposes. Net Metering is available at Utilities' totalized meters to Industrial Customers receiving totalization service under these Electric Rate Schedules. In the event that net metering is negative such that the eligible Renewable Energy System production is greater

Approval Date: September 22, 2026

Effective Date: April 1, 2027

Resolution No.

ELECTRIC RATE SCHEDULES

NET METERING

than the Customer's consumption in any month, Utilities will allow excess generation credits (kilowatt-hours) to be carried over and applied to the following month(s). Any excess generation credits accrued will be credited to the Customer's account annually at the Small Power Producers and Cogeneration Service Rate Schedule. Customers receiving service under a rate schedule subject to the Fixed ECA will have credits calculated at the Small Power Producers and Cogeneration Service Rate Schedule as follows: 14% of the On-Peak Rate plus 86% of the Off-Peak Rate. Customers will be billed the applicable per day Access and Facilities Charges and Demand Charges each month regardless of excess generation during that month.

B. Energy-Wise Net Metering Standard Options

Net consumption for the billing period, measured as energy delivered by Utilities, shall be billed at the applicable On-Peak and Off-Peak rates. Excess production for the billing period, measured as energy received by Utilities from the Customer's Renewable Energy System, shall be credited at the applicable On-Peak and Off-Peak rates. Customers will be billed the applicable per day Access and Facilities Charges and Grid Access Charges each month regardless of net consumption and excess production during that month.

RATE

See Rate Table.

Prior to April 1, 2027, Customers receiving service under a Frozen or Industrial rate schedule, may make a one-time election, in writing, on or before the end of a calendar year, to request that the excess kilowatt-hours be carried forward as a credit from month-to-month indefinitely until the Customer terminates service with Utilities, at which time no payment shall be required from Utilities for any remaining excess kilowatt hour credits supplied by the Customer.

Prior to April 1, 2032, Residential and Commercial Customers on Frozen rate schedules who have elected to indefinitely carry forward kilowatt-hours, must choose, and continue to receive service under the applicable Net Metering Demand option to continue the indefinite carry-forward of credits. If at any time a Customer chooses, or is transitioned to an Energy-Wise Net Metering Standard Option under Energy Wise Net Metering Transition Terms and Conditions of these Electric Rate Schedules, any excess generation credits accrued will be credited to the Customer's account at the applicable Energy-Wise Access and Facilities, per kWh, ECA, and ECC rate schedules, with credits applied as follows: 6% Summer On-Peak, 29% Summer Off-Peak, 10% Winter On-Peak, 55% Winter Off-Peak.

Approval Date: September 22, 2026
Effective Date: April 1, 2027
Resolution No.

| |
|--------------------------------|
| ELECTRIC RATE SCHEDULES |
|--------------------------------|

| |
|---------------------|
| NET METERING |
|---------------------|

All electric power and energy delivered by Utilities to the Customer under this rate schedule will be received and paid for by the Customer at the applicable Residential, Commercial or Industrial Service Rate Schedule. All applicable Access and Facilities, Grid Access, Demand, ECA, and ECC charges will apply.

RENEWABLE ENERGY CREDITS

Renewable Energy Credits as referenced in Section 40-2-124.1(d), C.R.S., are the environmental attributes of renewable energy generation. A Renewable Energy Credit represents one MWh of renewable energy that is physically metered and verified. If a rebate or an incentive payment has been made by Utilities to the Customer, then Utilities shall own all Renewable Energy Credits or other environmental attributes generated under this tariff as provided for in the policies, rules, and agreement related to the rebate or incentive program and that are accepted by the Customer.

Approval Date: September 22, 2026
Effective Date: April 1, 2027
Resolution No.

ELECTRIC RATE SCHEDULES

COMMUNITY SOLAR GARDEN PROGRAM

AVAILABILITY

The Community Solar Garden Program (Program) is available under the terms and conditions of this rate schedule to all Customers taking service under Utilities' Electric Rate Schedules with the following exceptions: (a) Energy-Wise Plus Time-of-Day Peak Options (ETR-P, ECS-P, ECM-P, ECL-P, EIS-P, E8T-P, E8S-P, ELG-P, ECD-P), (b) Commercial Service – Non-Metered (ENM), (c) Contract Service – Military Wheeling (ECW), (d) Contract Service – Traffic Signals (E2T), (e) Contract Service – Street Lighting (E7SL), (f) Electric Cost Adjustment (ECA), (g) Electric Capacity Charge (ECC), (h) Totalization Service, (i) Enhanced Power Service, (j) Net Metering, (k) Small Power Producers & Cogeneration Service, and (l) Community Solar Garden Bill Credit (Pilot Program). All Customers that participate under this rate schedule must hold evidence of ownership to, a subscription as evidence of beneficial use of, or an entitlement to the electric generating capacity of a Community Solar Garden Facility (Customer Solar Garden Interest). Customers may choose any Community Solar Garden Facility that conforms to this rate schedule.

The choice of a Community Solar Garden Facility and the purchase of a Customer Solar Garden Interest is solely the responsibility of the Customer and are undertaken at the Customer's risk. Utilities makes no representations or warranties concerning the Community Solar Garden Facility and its operation and maintenance and its financial viability or the continued usefulness of any Customer Solar Garden Interest.

COMMUNITY SOLAR GARDEN FACILITY

A Community Solar Garden Facility for purposes of this rate schedule is a photovoltaic electric generating installation having a nameplate rating of not less than 0.5 megawatts Alternating Current (MWAC) and not more than 2.0 MWAC in electric generating capacity and the owning entity that has executed an Interconnection Agreement with Utilities. If the Interconnection Agreement is extended, Utilities will retain the Renewable Energy Credits through the extension period at no additional cost. The physical location of any Community Solar Garden Facility under this rate schedule shall be within the electric service territory of Utilities and any electric power produced by the Community Solar Garden Facility shall be consumed within the electric service territory of Utilities. All costs of interconnection for the Community Solar Garden Facility shall be borne and paid by the legal owner of the Community Solar Garden Facility.

This Program will allow for up to 2.0 MWAC of electric generating capacity to be added to Utilities' portfolio of Distributed Generation resources.

Approval Date: September 22, 2026
Effective Date: April 1, 2027
Resolution No.

**Electric
Worksheets**

Colorado Springs Utilities
July 2026 Net Metering Rate Case - Demand
Effective April 1, 2027

WORKSHEET 1 - SUMMARY OF PROPOSED RATES

| Line No. | Rate Class | Calculated Rate Derived from 2025 Rate Case | Proposed Rates 2027 | Proposed Rates 2028 | Proposed Rates 2029 |
|-----------------|--|--|----------------------------|----------------------------|----------------------------|
| (a) | (b) | (c) | (d) | (e) | (f) |
| 1 | Residential (ETR-NMD) | | | | |
| 2 | Access and Facilities Charge, per day | \$ 0.7287 | \$ 0.8265 | \$ 0.8802 | \$ 0.9374 |
| 3 | Access and Facilities Charge, per kWh | \$ 0.0259 | \$ 0.0294 | \$ 0.0313 | \$ 0.0333 |
| 4 | Demand Charge Secondary: | | | | |
| 5 | Winter (October - May), per kW, per day | \$ 0.2171 | \$ 0.2462 | \$ 0.2622 | \$ 0.2792 |
| 6 | Summer (June - September), per kW, per day | \$ 0.3181 | \$ 0.3608 | \$ 0.3843 | \$ 0.4093 |
| 7 | Commercial - Medium 10 kW Min (ECM-NMD) | | | | |
| 8 | Access and Facilities Charge, per day | \$ 1.0367 | \$ 1.1759 | \$ 1.2523 | \$ 1.3337 |
| 9 | Access and Facilities Charge, per kWh | \$ 0.0259 | \$ 0.0294 | \$ 0.0313 | \$ 0.0333 |
| 10 | Demand Charge Secondary: | | | | |
| 11 | Winter (October - May), per kW, per day | \$ 0.2255 | \$ 0.2558 | \$ 0.2724 | \$ 0.2901 |
| 12 | Summer (June - September), per kW, per day | \$ 0.2965 | \$ 0.3363 | \$ 0.3582 | \$ 0.3815 |
| 13 | Commercial - Large 50 kW Min (ECL-NMD) | | | | |
| 14 | Access and Facilities Charge, per day | \$ 1.3448 | \$ 1.5253 | \$ 1.6244 | \$ 1.7300 |
| 15 | Access and Facilities Charge, per kWh | \$ 0.0259 | \$ 0.0294 | \$ 0.0313 | \$ 0.0333 |
| 16 | Demand Charge Secondary: | | | | |
| 17 | Winter (October - May), per kW, per day | \$ 0.2234 | \$ 0.2534 | \$ 0.2699 | \$ 0.2874 |
| 18 | Summer (June - September), per kW, per day | \$ 0.3281 | \$ 0.3721 | \$ 0.3963 | \$ 0.4221 |

Note: Proposed Commercial - Small (ECS-NMD) rates are aligned with the proposed Residential (ETR-NMD) rates and 2027-2029 proposed rates for all net metering classes are based on annual 6.5% service increases applied to the 2025 rate, as approved by City Council for the Electric Service on November 12, 2024. Immaterial differences may occur due to rounding.

Colorado Springs Utilities
July 2026 Net Metering Rate Case - Demand
Effective April 1, 2027

WORKSHEET 1.1 - CUSTOMER AND ENERGY RATE CALCULATIONS

| Line No. | Rate Class | Classified Cost ⁽¹⁾ | |
|------------|--|--------------------------------|--------------------------|
| | | Customer Related | Energy Related |
| <u>(a)</u> | <u>(b)</u> | <u>(c)</u> | <u>(d)</u> |
| 1 | Residential (ETR-NMD) | | |
| 2 | Revenue Requirement | \$ 57,218,113 | \$ 42,505,133 |
| 3 | Units | 215,123 | 1,639,101,529 |
| 4 | Revenue Requirement per Unit | \$ 0.7287 ⁽²⁾ | \$ 0.0259 ⁽³⁾ |
| 5 | Commercial - Medium 10 kW Min (ECM-NMD) | | |
| 6 | Revenue Requirement | \$ 4,065,289 | \$ 9,928,791 |
| 7 | Units | 10,743 | 382,878,379 |
| 8 | Revenue Requirement per Unit | \$ 1.0367 ⁽²⁾ | \$ 0.0259 ⁽³⁾ |
| 9 | Commercial - Large 50 kW Min (ECL-NMD) | | |
| 10 | Revenue Requirement | \$ 1,648,263 | \$ 10,779,611 |
| 11 | Units | 3,358 | 415,688,080 |
| 12 | Revenue Requirement per Unit | \$ 1.3448 ⁽²⁾ | \$ 0.0259 ⁽³⁾ |

Notes :

⁽¹⁾ Classified cost and billing determinants derived from 2025 Electric Cost of Service Study unless otherwise noted.

⁽²⁾ Revenue Requirement per Unit is calculated as Revenue Requirement divided by Units divided by 365 to derive the Customer Related Access and Facilities Charge, per day.

⁽³⁾ Revenue Requirement per Unit is calculated as Revenue Requirement divided by Units to derive the Energy Related Access and Facilities Charge, per kWh.

Colorado Springs Utilities
July 2026 Net Metering Rate Case - Demand
Effective April 1, 2027

WORKSHEET 1.2 - DEMAND RELATED SEASONAL REVENUE REQUIREMENT RATE CALCULATION

| Line No. | Description | Demand Related Cost Derived from 2025 Rate Case | Forecasted Monthly Average Billing Determinants | Seasonal Days | Calculated Demand Rate Derived from 2025 Rate Case |
|-----------------|--|--|--|----------------------|---|
| (a) | (b) | (c) | (d) | (e) | (f) |
| | | | | | <u>[(c) / (d) / (e)]</u> |
| 1 | Residential (ETR-NMD) | | | | |
| 2 | Winter | \$ 52,126,171 | 988,211 | 243 | \$ 0.2171 |
| 3 | Summer | 41,392,392 | 1,066,718 | 122 | \$ 0.3181 |
| 4 | Total Residential | <u>\$ 93,518,563</u> | | | |
| 5 | Commercial - Medium 10 kW Min (ECM-NMD) | | | | |
| 6 | Winter | \$ 9,599,186 | 175,189 | 243 | \$ 0.2255 |
| 7 | Summer | 7,912,979 | 218,768 | 122 | \$ 0.2965 |
| 8 | Total Medium Commercial | <u>\$ 17,512,165</u> | | | |
| 9 | Commercial - Large 50 kW Min (ECL-NMD) | | | | |
| 10 | Winter | \$ 9,364,434 | 172,510 | 243 | \$ 0.2234 |
| 11 | Summer | 7,850,708 | 196,126 | 122 | \$ 0.3281 |
| 12 | Total Large Commercial | <u>\$ 17,215,142</u> | | | |

Note: Monthly average billing determinant units derived from Load Research study conducted in 2024 and incorporate additional 2026 residential load research data.

Colorado Springs Utilities
July 2026 Net Metering Rate Case - Demand
Effective April 1, 2027

WORKSHEET 1.3 - DEMAND RELATED SEASONAL REVENUE REQUIREMENT

| Line No. | Allocation Description | Demand Related Cost from 2025 Rate Case | Winter Allocation | Summer Allocation |
|-----------------|--|--|--------------------------------------|--------------------------------------|
| (a) | (b) | (c) | (d) | (e) |
| | | | [(c) * (Wksht 1.4 col (d))] | [(c) * (Wksht 1.4 col (e))] |
| 1 | Residential (ETR-NMD) | | | |
| 2 | Generation Demand Allocation | \$ 30,273,460 | \$ 19,931,974 | \$ 10,341,486 |
| 3 | Transmission Demand Allocation | 7,433,661 | 4,288,476 | 3,145,185 |
| 4 | Distribution Demand Allocation: | | | |
| 5 | Substation | 8,925,142 | 4,462,571 | 4,462,571 |
| 6 | Line-Primary | 38,536,686 | 19,268,343 | 19,268,343 |
| 7 | Line-Secondary | 8,349,615 | 4,174,808 | 4,174,808 |
| 8 | Total | <u>\$ 93,518,563</u> | <u>\$ 52,126,171</u> | <u>\$ 41,392,392</u> |
| 9 | Commercial - Medium 10 kW Min (ECM-NMD) | | | |
| 10 | Generation Demand Allocation | \$ 4,755,763 | \$ 3,131,183 | \$ 1,624,580 |
| 11 | Transmission Demand Allocation | 1,167,780 | 673,692 | 494,088 |
| 12 | Distribution Demand Allocation: | | | |
| 13 | Substation | 1,853,206 | 926,603 | 926,603 |
| 14 | Line-Primary | 8,001,712 | 4,000,856 | 4,000,856 |
| 15 | Line-Secondary | 1,733,704 | 866,852 | 866,852 |
| 16 | Total | <u>\$ 17,512,165</u> | <u>\$ 9,599,186</u> | <u>\$ 7,912,979</u> |
| 17 | Commercial - Large 50 kW Min (ECL-NMD) | | | |
| 18 | Generation Demand Allocation | \$ 4,269,302 | \$ 2,810,898 | \$ 1,458,404 |
| 19 | Transmission Demand Allocation | 1,048,329 | 604,781 | 443,548 |
| 20 | Distribution Demand Allocation: | | | |
| 21 | Substation | 1,902,602 | 951,301 | 951,301 |
| 22 | Line-Primary | 8,214,994 | 4,107,497 | 4,107,497 |
| 23 | Line-Secondary | 1,779,915 | 889,958 | 889,958 |
| 24 | Total | <u>\$ 17,215,142</u> | <u>\$ 9,364,434</u> | <u>\$ 7,850,708</u> |

Colorado Springs Utilities
July 2026 Net Metering Rate Case - Demand
Effective April 1, 2027

WORKSHEET 1.4 - SEASONAL ALLOCATION SUMMARY

| Line No. | Description | Summer (Jun-Sep) | Winter (Jan-May & Oct-Dec) |
|---------------------|--------------------------------|-----------------------------|---|
| <u>(a)</u> | <u>(b)</u> | <u>(c)</u> | <u>(d)</u> |
| 1 | Generation Demand Allocation | 34.2% | 65.8% |
| 2 | Transmission Demand Allocation | 42.3% | 57.7% |
| 3 | Distribution Demand Allocation | 50.0% | 50.0% |

Note : Functional Allocation percentages derived from the Load Study conducted in 2024 in conjunction with Utilities' Five-Year (2025-2029) Rate Case.

Colorado Springs Utilities
July 2026 Net Metering Rate Case - Energy-Wise with Grid Access
Effective April 1, 2027

WORKSHEET 2 - SUMMARY OF PROPOSED GRID ACCESS CHARGE RATES

| Line No. | Description | Calculated Rate Derived from 2025 Rate Case | 2027 Proposed Rate | 2028 Proposed Rate | 2029 Proposed Rate |
|------------------------------|---------------------------------------|--|----------------------------|---------------------------|---------------------------|
| <u>(a)</u> | <u>(b)</u> | <u>(c)</u> | <u>(d)</u> | <u>(e)</u> | <u>(f)</u> |
| | | | <u>[(c) * 1.065*1.065]</u> | <u>[(d) * 1.065]</u> | <u>[(e) * 1.065]</u> |
| Residential (ETR-NMS) | | | | | |
| 1 | Total Grid Access Charge Cost | \$ 69,162,980 | | | |
| 2 | Per Customer (Line 1 / 215,123 / 365) | \$ 0.8800 | \$ 1.0000 | \$ 1.0650 | \$ 1.1342 |

Note: Proposed Commercial - Small (ECS-NMS) Grid Access Charge rates are aligned with the proposed Residential (ETR-NMS) Grid Access Charge rates and 2027-2029 proposed rates for all net metering classes are based on annual 6.5% service increases applied to the 2025 rate, as approved by City Council for the Electric Service on November 12, 2024. Immaterial differences may occur due to rounding.

Colorado Springs Utilities
 July 2026 Net Metering Rate Case - Energy-Wise with Grid Access
 Effective April 1, 2027

WORKSHEET 2.1 - GRID ACCESS CHARGE COST

| Line No. | Description | Derived Demand and Customer Cost | Access and Facilities, per kWh Recovered Demand and Customer Cost | Grid Access Charge Demand and Customer Cost |
|-------------|-------------------------|-------------------------------------|--|---|
| <u>(a)</u> | <u>(b)</u> | <u>(c)</u> | <u>(d)</u> | <u>(e)</u> |
| | | | | <u>[(c) - (d)]</u> |
| 1 | Grid Access Charge Cost | \$ 127,743,060 | \$ 58,580,080 | \$ 69,162,980 |

Colorado Springs Utilities
July 2026 Net Metering Rate Case - Energy-Wise with Grid Access
Effective April 1, 2027

WORKSHEET 2.2 - DEMAND AND DISTRIBUTION CUSTOMER RELATED RECOVERED COST

| Line No. | Description | 2025 Energy Wise Rates | Energy Related Cost per kWh ⁽¹⁾ | Demand and Customer Related Cost per kWh | Forecasted Net Energy Sales (kWh) ⁽²⁾ | Access and Facilities, per kWh Recovered Demand and Customer Cost |
|-----------------|---------------------------|-------------------------------|---|---|---|--|
| (a) | (b) | (c) | (d) | (e) | (f) | (g) |
| | | | | [(c) - (d)] | | [(e) * (f)] |
| 1 | Summer (Jun-Sep) On-Peak | \$ 0.2728 | \$ 0.0259 | \$ 0.2469 | 101,584,217 | \$ 25,081,143 |
| 2 | Summer (Jun-Sep) Off-Peak | \$ 0.0682 | \$ 0.0259 | \$ 0.0423 | 81,168,026 | 3,433,407 |
| 3 | Winter (Oct-May) On-Peak | \$ 0.1364 | \$ 0.0259 | \$ 0.1105 | 176,624,442 | 19,517,001 |
| 4 | Winter (Oct-May) Off-Peak | \$ 0.0682 | \$ 0.0259 | \$ 0.0423 | 249,374,201 | 10,548,529 |
| 5 | Total | | | | <u>608,750,886</u> | <u>\$ 58,580,080</u> |

Notes :

⁽¹⁾ Derived Classified Energy Cost per kWh based on 2025 Electric Cost of Service Study.

⁽²⁾ Estimated Billed kWh are derived from average net consumption applied to the total forecasted residential customers.

Colorado Springs Utilities
 July 2026 Net Metering Rate Case - Energy-Wise with Grid Access
 Effective April 1, 2027

WORKSHEET 2.3 - DERIVED TOTAL DEMAND AND DISTRIBUTION CUSTOMER COST

| Line No. | Description | Seasonal Days | Average Billing Demand | Calculated Demand Rate Derived from 2025 Rate Case | Derived Demand Cost | Distribution Customer Cost Recovered in Access and Facilities Charges | Derived Demand and Distribution Customer Cost |
|----------|--------------------------|---------------|------------------------|--|-------------------------------|---|---|
| (a) | (b) | (c) | (d) | (e) | (f) | (g) | (h) |
| | | | | | [215,123 * (c) * (d) * (e)] | | [(f) + (g)] |
| 1 | Winter (Oct-May) On-Peak | 243 | 6.00 | \$ 0.2171 | \$ 68,093,270 | | |
| 2 | Summer (Jun-Sep) On-Peak | 122 | 6.47 | \$ 0.3181 | 54,015,031 | | |
| 3 | Total | | | | \$ 122,108,301 | \$ 5,634,759 | \$ 127,743,060 |

Note: Distribution Customer cost recovered in Access and Facilities, per kWh Charges are based on 2025 Electric Cost of Service, the approved ETR Access and Facilities, per day rate, and the proposed ETR-NMD Access and Facilities, per day rate, less 2025 Cost of Service and Rate Design Adjustment.

Colorado Springs Utilities
July 2026 Net Metering Rate Case - Energy-Wise with Grid Access
Effective April 1, 2027

WORKSHEET 2.4 - FORECASTED ACCESS AND FACILITIES, PER KWH REVENUE

| Line No. | Description | 2025 Energy-Wise Access and Facilities, per kWh Rates | Forecasted Net Consumption (kWh) | Forecasted Excess Production (kWh) | Forecasted Net Energy Sales (kWh) | Forecasted Access and Facilities, per kWh Revenue |
|-----------------|---------------------------|--|---|---|--|--|
| (a) | (b) | (c) | (d) | (e) | (f) | (g) |
| | | | | | [(d) - (e)] | [(c) * (f)] |
| 1 | Summer (Jun-Sep) On-Peak | \$ 0.2728 | 109,186,932 | 7,602,714 | 101,584,217 | \$ 27,712,174 |
| 2 | Summer (Jun-Sep) Off-Peak | \$ 0.0682 | 435,973,989 | 354,805,964 | 81,168,026 | 5,535,659 |
| 3 | Winter (Oct-May) On-Peak | \$ 0.1364 | 186,990,043 | 10,365,600 | 176,624,442 | 24,091,574 |
| 4 | Winter (Oct-May) Off-Peak | \$ 0.0682 | 882,247,238 | 632,873,037 | 249,374,201 | 17,007,321 |
| 5 | Total | | <u>1,614,398,202</u> | <u>1,005,647,316</u> | <u>608,750,886</u> | <u>\$ 74,346,728</u> |

Note: Forecasted Net Energy Sales (kWh) are derived from average net consumption and excess production applied to the total forecasted residential customers. The proposed Access and Facilities, per kWh rates for 2027-2029 are consistent with approved Residential (ETR) Energy-Wise rates.

Colorado Springs Utilities
July 2026 Net Metering Rate Case - Energy-Wise with Grid Access
Effective April 1, 2027

WORKSHEET 2.5 - FORECASTED ENERGY-WISE ACCESS AND FACILITIES, PER DAY REVENUE

| Line No. | Description | Annual Days | Forecasted number of Customers | Access and Facilities, per day Rate | Forecasted Access and Facilities, per day Revenue |
|-----------------|---|--------------------|---------------------------------------|--|--|
| (a) | (b) | (c) | (d) | (e) | (f) |
| | | | | | [(c) * (d) * (e)] |
| 1 | Energy-Wise Access and Facilities, per day Charge | 365 | 215,123 | \$ 0.6421 | \$ 50,417,625 |

Note: This worksheet is based on the 2025 Electric Cost of Service to reflect the total forecasted revenue calculated under Energy-Wise Access and Facilities, per day rates for informational purposes. The proposed Access and Facilities, per day rates for 2027-2029 are consistent with approved Residential (ETR) Energy-Wise rates.

Utilities Rules and Regulations (URR)

**Utilities Rules and Regulations
(URR) Report**

Utilities Rules and Regulations (URR)

Colorado Springs Utilities' (Utilities) URR are a part of the collective Tariffs that govern Utilities in accordance with the Colorado Springs City Code. The URR establishes general and service specific terms and conditions. This report summarizes proposed changes to URR sheets.

Net Metering

- a. Under the General section related to Rate Selection, Utilities proposes a modification to incorporate Net Metering options for Commercial and Industrial Rate Schedules as subject to Dynamic Rate Switching.
- b. Under the Electric section related to Demand Metering, Utilities proposes a modification to incorporate Net Metering and clarify how demand is measured for Residential and Commercial Net Metering options.

**Utilities Rules and Regulations
(URR) Resolution**

RESOLUTION NO. _____ -26

A RESOLUTION REGARDING CERTAIN CHANGES TO COLORADO SPRINGS UTILITIES' UTILITIES RULES AND REGULATIONS

WHEREAS, Colorado Springs Utilities ("Utilities") proposed modifications to the Utilities Rules and Regulations; and

WHEREAS, Utilities currently provides Net Metering service available to residential, commercial, and industrial customers; and proposed changes to Net Metering in its July 2026 Net Metering Rate Case; and

WHEREAS, Utilities proposed modification of Dynamic Rate Switching to incorporate Net Metering options; and

WHEREAS, Utilities proposed modification of Demand Metering – Electric to add residential and commercial net metering demand measurement service standards to incorporate Net Metering Demand options; and

WHEREAS, Utilities proposed to make the Utilities Rules and Regulations changes effective April 1, 2027; and

WHEREAS, the details of the changes noted above are reflected in Utilities' July 2026 Net Metering Rate Case; and

WHEREAS, City Council finds Utilities' proposed modifications prudent; and

WHEREAS, Utilities provided public notice of the proposed changes and complied with the requirements of the City Code for changing its Utilities Rules and Regulations; and

WHEREAS, specific fees, policy changes, and changes to any terms and conditions of service are set out in the attached tariffs for adoption with the final City Council Decision and Order in this case.

NOW, THEREFORE, BE IT RESOLVED BY THE CITY COUNCIL OF THE CITY OF COLORADO SPRINGS:

Section 1. That Colorado Springs Utilities Tariff, City Council Volume No. 6, Utilities Rules and Regulations shall be revised as follows:

Effective April 1, 2027

| City Council Vol. No. 6 | | |
|-----------------------------|----------|-----------------------------|
| Sheet No. | Title | Cancels Sheet No. |
| Third Revised Sheet No. 21 | GENERAL | Second Revised Sheet No. 21 |
| Second Revised Sheet No. 66 | ELECTRIC | First Revised Sheet No. 66 |

Section 2. The attached sheets of the Colorado Springs Utilities Tariff, Council

Decision and Order, and other related matters are hereby approved and adopted.

Dated at Colorado Springs, Colorado, this 22nd day of September 2026.

Lynette Crow-Iverson, Council President

ATTEST:

Sarah B. Johnson, City Clerk

Utilities Rules and Regulations

(URR)

Redline Tariff Sheets

UTILITIES RULES AND REGULATIONS

GENERAL

Starting Service – cont'd

3. Rate Selection

a. General

Customers are placed on Standard rate offerings based upon their type of service (residential, nonresidential) and the amount of product they consume during the month. Where available, customers may choose optional rate offerings in place of the Standard offering if they meet the qualifications set out in the Availability clause of the optional rate offering. The Customer is ultimately responsible for rate selection and for monitoring the account to ensure that the rate selection remains the best choice and use of utility services. Electric and gas residential rates are not available to master metered or nonresidential accounts.

b. Commercial and Industrial Rate Schedules Subject to Dynamic Rate Switching

Customers are placed on the appropriate Standard rate schedule based upon highest daily usage or highest maximum demand during any of the last 12 billing periods. Because the applicability to Customers of rate schedules varies based on usage and/or demand, Utilities billing system tracks the Customer's usage and/or demand and then each billing period places the Customer on the most appropriate rate schedule under Utilities Dynamic Rate Switching. Dynamic Rate Switching is applicable to electric service taken under Standard and Energy-Wise Plus Time-of-Day Options, and Net Metering Options. Natural gas Dynamic Rate Switching is only applicable to service taken under Standard rate schedules. Should a Customer be switched to a different rate schedule through Dynamic Rate Switching, the Customer may request a one-time review and potential adjustment back to the previous rate schedule if the Customer can demonstrate to Utilities' satisfaction that a unique circumstance or infrequent event caused the change in usage. Utilities will analyze historical consumption patterns and information provided by the Customer to determine the appropriate rate schedule.

Approval Date: ~~November 12, 2024~~ September 22, 2026
Effective Date: ~~October 1, 2025~~ April 1, 2027
Resolution No. ~~174-24~~

UTILITIES RULES AND REGULATIONS

ELECTRIC

Electric – cont'd

No permanent service connections will be made to extensions for Temporary Service. If a Customer desires a permanent extension, all provisions for Permanent Extension for Continuous Service will apply. See Section I.B. Fee Table.

Utilities may require a deposit from a Customer for electric Temporary Service as a guarantee of payment. No deposit required and made will relieve any Customer from payment of current charges as they become due and payable, nor will any deposit be applied by Utilities to any indebtedness of the Customer except after termination of service. Deposits will be refunded according to Utilities' Rules and Regulations – General.

The Customer will pay the following damage fees when the power pedestal is returned based on the circumstances indicated.

Pedestal Damage Fees

The cost of necessary repairs if the pedestal is damaged.

The replacement cost if the pedestal must be replaced. See Section I.B. Fee Table.

If the Customer fails to make payment, Utilities will not provide additional electric Temporary Service to that Customer and may take any necessary action for restitution provided in the City Code.

C. Demand Metering – Electric

Demand metering is subject to the terms and conditions under Utilities' Electric Rate Schedules and these Utilities Rules and Regulations. Unless otherwise determined by Utilities, measured demand applicable to Commercial Rate Schedules is determined as the highest kW demand during any 15-minute interval during the billing period. Based upon a Customer(s)' meter configuration, Utilities, at its sole discretion, may determine measured demand applicable to Commercial Rate Schedules as the highest average of three five-minute kW demands occurring in any 15 minutes during the billing period. Measured demand applicable to Industrial and Contract Service Rate Schedules is determined as the highest average of three five-minute kW demands, or for Customers receiving Net Metering service the net kW demand, occurring in any 15 minutes during the billing period. Unless otherwise determined by Utilities, measured demand applicable to Residential and Commercial Net Metering Demand is determined as the greatest 15-minute net consumption on-peak demand in the billing period.

D. Electric Power Factor Correction

1. Lagging: Power factor correction of any service with low power factor characteristics will, at all times, be provided with effective power factor corrective

Approval Date: ~~November 12, 2024~~September 22, 2026

Effective Date: ~~October 1, 2025~~April 1, 2027

Resolution No. ~~174-24~~

Utilities Rules and Regulations

(URR)

Final Tariff Sheets

UTILITIES RULES AND REGULATIONS

GENERAL

Starting Service – cont'd

3. Rate Selection

a. General

Customers are placed on Standard rate offerings based upon their type of service (residential, nonresidential) and the amount of product they consume during the month. Where available, customers may choose optional rate offerings in place of the Standard offering if they meet the qualifications set out in the Availability clause of the optional rate offering. The Customer is ultimately responsible for rate selection and for monitoring the account to ensure that the rate selection remains the best choice and use of utility services. Electric and gas residential rates are not available to master metered or nonresidential accounts.

b. Commercial and Industrial Rate Schedules Subject to Dynamic Rate Switching

Customers are placed on the appropriate Standard rate schedule based upon highest daily usage or highest maximum demand during any of the last 12 billing periods. Because the applicability to Customers of rate schedules varies based on usage and/or demand, Utilities billing system tracks the Customer's usage and/or demand and then each billing period places the Customer on the most appropriate rate schedule under Utilities Dynamic Rate Switching. Dynamic Rate Switching is applicable to electric service taken under Standard and Energy-Wise Plus Time-of-Day Options, and Net Metering Options. Natural gas Dynamic Rate Switching is only applicable to service taken under Standard rate schedules. Should a Customer be switched to a different rate schedule through Dynamic Rate Switching, the Customer may request a one-time review and potential adjustment back to the previous rate schedule if the Customer can demonstrate to Utilities' satisfaction that a unique circumstance or infrequent event caused the change in usage. Utilities will analyze historical consumption patterns and information provided by the Customer to determine the appropriate rate schedule.

UTILITIES RULES AND REGULATIONS

ELECTRIC

Electric – cont'd

No permanent service connections will be made to extensions for Temporary Service. If a Customer desires a permanent extension, all provisions for Permanent Extension for Continuous Service will apply. See Section I.B. Fee Table.

Utilities may require a deposit from a Customer for electric Temporary Service as a guarantee of payment. No deposit required and made will relieve any Customer from payment of current charges as they become due and payable, nor will any deposit be applied by Utilities to any indebtedness of the Customer except after termination of service. Deposits will be refunded according to Utilities' Rules and Regulations – General.

The Customer will pay the following damage fees when the power pedestal is returned based on the circumstances indicated.

Pedestal Damage Fees

The cost of necessary repairs if the pedestal is damaged.

The replacement cost if the pedestal must be replaced. See Section I.B. Fee Table.

If the Customer fails to make payment, Utilities will not provide additional electric Temporary Service to that Customer and may take any necessary action for restitution provided in the City Code.

C. Demand Metering – Electric

Demand metering is subject to the terms and conditions under Utilities' Electric Rate Schedules and these Utilities Rules and Regulations. Unless otherwise determined by Utilities, measured demand applicable to Commercial Rate Schedules is determined as the highest kW demand during any 15-minute interval during the billing period. Based upon a Customer(s)' meter configuration, Utilities, at its sole discretion, may determine measured demand applicable to Commercial Rate Schedules as the highest average of three five-minute kW demands occurring in any 15 minutes during the billing period. Measured demand applicable to Industrial and Contract Service Rate Schedules is determined as the highest average of three five-minute kW demands, or for Customers receiving Net Metering service the net kW demand, occurring in any 15 minutes during the billing period. Unless otherwise determined by Utilities, measured demand applicable to Residential and Commercial Net Metering Demand is determined as the greatest 15-minute net consumption on-peak demand in the billing period.

D. Electric Power Factor Correction

1. Lagging: Power factor correction of any service with low power factor characteristics will, at all times, be provided with effective power factor corrective

Approval Date: September 22, 2026

Effective Date: April 1, 2027

Resolution No.